



Cherries

The Official Newsletter of Billabong High International School - Kelambakkam
CBSE Affiliation No.1931190
15 JANUARY 2021 - ISSUE 112



BILLABONG HIGH
 INTERNATIONAL SCHOOL
KELAMBAKKAM
 CBSE AFFILIATION No. 1931190

Harvest Fiesta

Ms.Devi S (Nursery Educator)

The festivals celebrated on and around 14th January are Pongal, Makar Sankranti, Lohri, and Bihu. The main intention of celebrating these festivals is to welcome the spring season and the new harvest. They mark the end of the winter season and give lots of reasons to rejoice, enjoy and have fun. Our nursery students also had a lot of fun during their virtual harvest

festival celebrations. They did art activity and came to understand more about these festivals, and had sweet snack time by having Sweet Pongal. Children were enjoying the tunes of drums and dancing to the beats of dhol. Finally, the session was made rhythmic with the songs and dance related to all these festivals.

This issue:

Nursery Harvest

PAGE 01

Harvest Harmony

PAGE 02

Speak and win

PAGE 03

Road Safety @ BHIS-K

PAGE 04

Pongal and Kindergarten

PAGE 05

Model and What if?


PAGE 06

Volcanos and New years

PAGE 07

Art and Quiz on India's Heritage

PAGE 08



Harvest Harmony

Ms. Neha Gosh (Middle school English Educator)

Pongal is a multi-day Hindu harvest festival of South India, particularly in the Tamil community. Dedicating offerings to the Sun God the festival also collaborates with Makar Sankranti. The three days of the Pongal festival are called Bhogi Pongal, Surya Pongal, and Maattu Pongal.

The festival's most significant practice is the preparation of the traditional "Pongal" dish. By utilizing freshly harvested rice, it is prepared by boiling it in milk and raw cane sugar (jaggery).

With this emerging New Year, Billabong organized yet another traditional and colorful program celebrating the roots, culture, unity, diversity prevailing all over India.

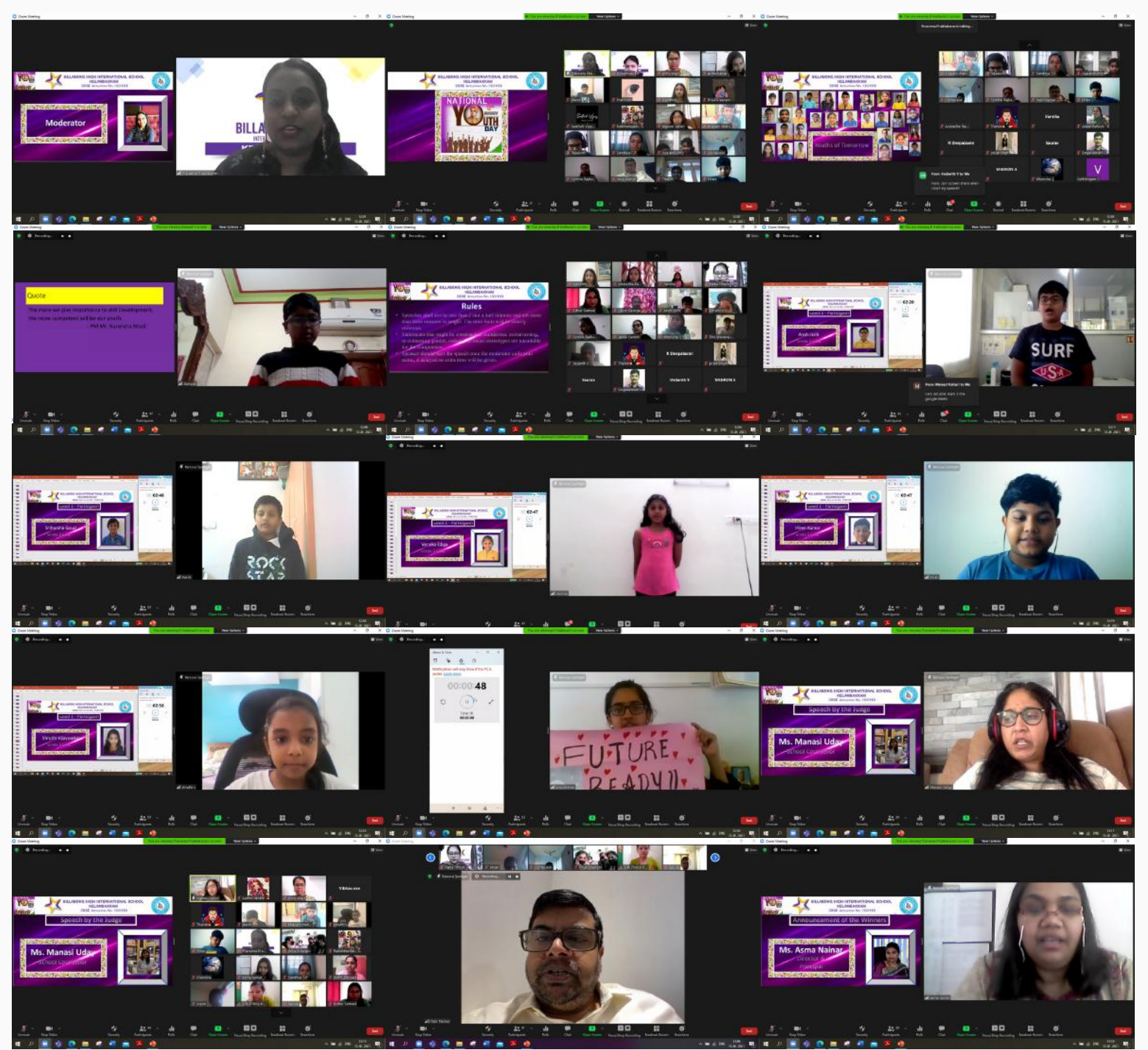
Here's wishing a very Happy Pongal to the entire family of Billabong
Pongalo Pongal!



Speak and win - Celebrating National Youth Day

National Youth Day is celebrated on January 12 commemorating the birth anniversary of Swami Vivekananda. In 1984, the government of India decided to celebrate January 12 as the 'National Youth Day' to honor the ideals and philosophies of Vivekananda. Announcing the same, the government of India said, "the philosophy of Swami and the ideals for which he lived and worked could be a great source of inspiration for the Indian Youth Day."

On Swami Vivekananda's birth anniversary, our Billabongers had a speak and win competition on the topic - Skills I will need for my career by 2030. Ms. Praveena our middle school Math educator moderated the session. Ms. Manasi our School counselor and our Director/ Principal Ms.Asma Nainar judged the competition. After our future-ready Billabongers had taken to the stage, Ms.Manasi addressed the gathering and discussed the key skills required in the year 2030. This speak and win competition was indeed in line with the great Swami Vivekananda's vision of being focussed on our future and preparing ourselves for the hurdles to come.



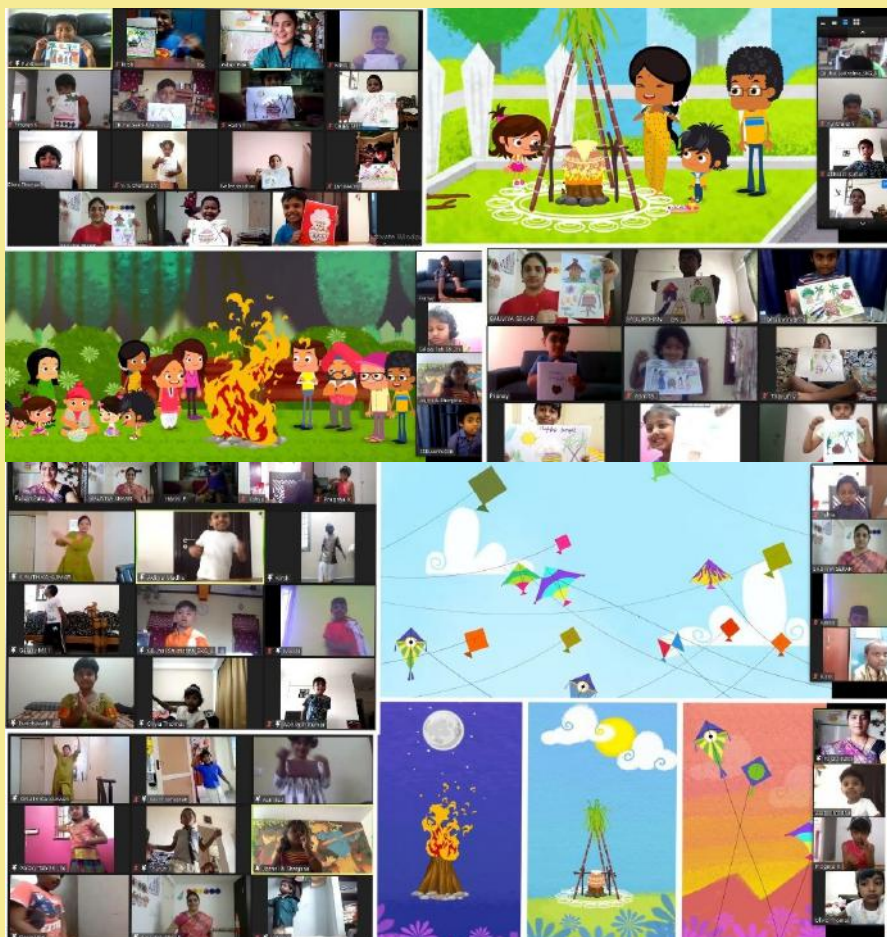
Road Safety week @ BHIS-K

Ms.Aishwarya Menon (Grade 1: Home-room Educator)

Road safety campaigns are an important way to spread awareness among people about road safety measures and rules. Road safety week is observed from 11th January to 17th January every year and aims at making the roads and streets in India safer. During the one-week observance, the government spreads awareness about how to avoid accidents and injuries while on the road. “A child who learns about traffic rules and road discipline will grow up to be a law-abiding citizen. The habit of obeying traffic rules teaches a person a sense of responsibility, empathy for others and respecting the other person’s rights,” – The Hindu It is never too early to educate our children regarding road safety rules and thus usher them to be “street smart”. With that thought in our mind, educators of our school, engaged our students in various activities. Children were shown various videos on road safety. They also discussed in the class regarding the rules to be followed to be street smart. Based on their understanding, children from Grade 1 -4 made sketches and paintings to show their awareness on road safety and rules. These activities would encourage children to think and reflect on their understanding and be responsible citizens. Safety is not just a slogan, it is a way of life.



Celebrating the Harvest Festivals of India!



Pongal Celebration by our Junior Kindergarten students



Model that !!

A Grade 5 Science Activity

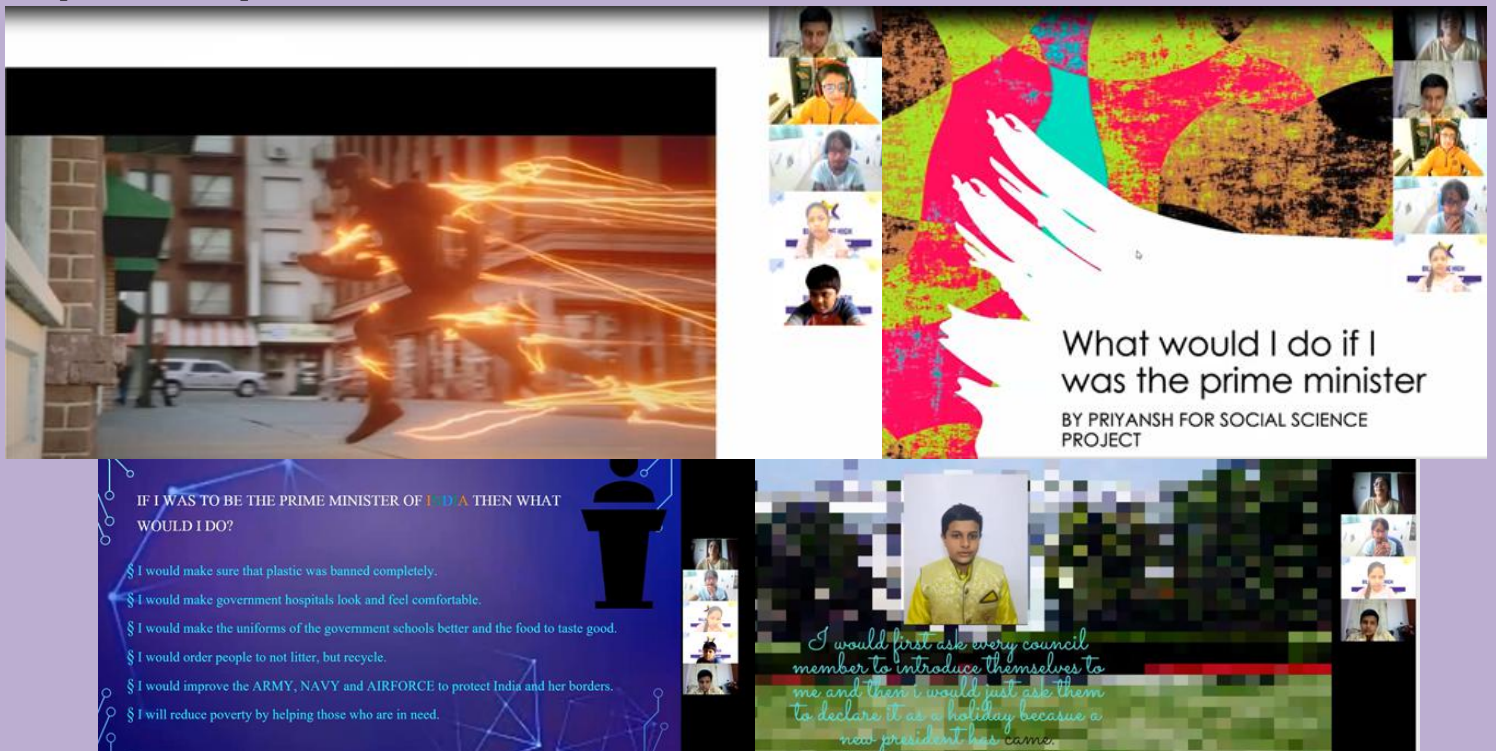
Muscles keep bones in place and also play a role in the movement of bones. Our 5th graders were keen on testing this statement cause you never know, isn't it? They were quick at putting together a model of the human arm using cardboard, fastener, and rubber bands. The cardboard arms were the bones and the fastener was the hinge joint, however, they realized how the cardboard bones required the contraction and relaxation of the rubber bands (muscles) for it to do its job. Hence, by the end of the session, this hands on activity helped our 5th graders in understanding the collaboration between the skeletal and muscular system.



If I was a Superhero....

Ms. Jalaja (Middle School Social Educator)

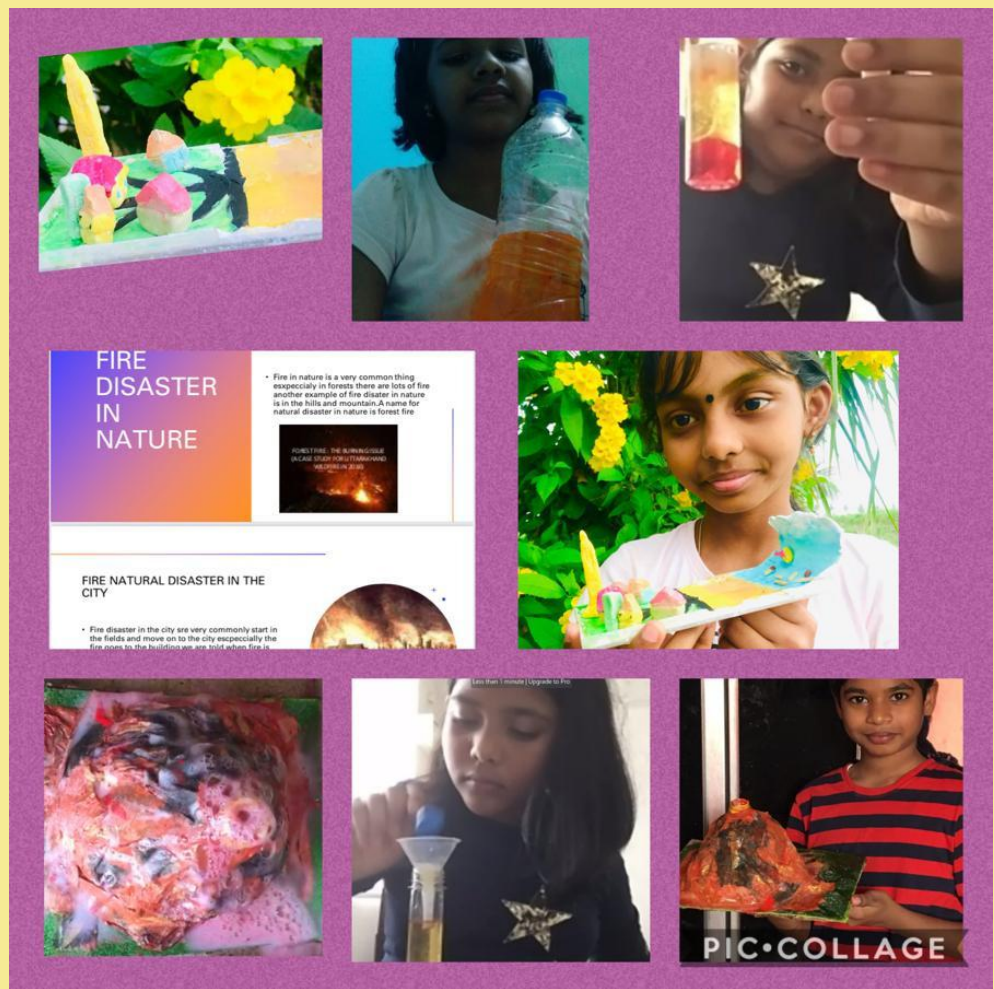
The students of grade 6 had a gala time as they presented how they would make a difference in the world if they were a superhero or the president/prime minister of the country. Everyone had their unique take on this question and presented their views.



Volcanos !!

Prajith, Grade 5 Student

Modeling is a key process in the development of scientific knowledge. We 5th graders of Billabong High made various models on natural disasters, which stimulated our creativity and created interest in the subject. We presented our working models in the virtual platform and explained about it. I made an active volcano with clay, vinegar and baking soda all my friends felt wow! to see my model. Kenisha made an underwater volcano, Aparajitha made a model of Tsunami, Arulvaani made Hurricane in a water bottle which was mind-blowing. Few of my friends made PPT to share their views.



A new year a whole new me !!


Our Billabongers have been a focused lot and have decided to start their new year right. Along with their family, they have set their goals and aims to conquer in the year 2021. They have also analyzed their shortcomings and achievements from the year 2020 and hence were able to set goals with better roots and foundations. Way to go young champs.



Art integrated learning in Social Science

Grade 8 Social Science Activity

The 8th graders tried tribal art as part of the topic- The Changing World of Visual art in Social Science. The students were encouraged to contribute their artwork to inculcate a liking for the transformation that took place in visual art in India pre and during the colonial period. The styles of art are discussed as part of the curriculum but knowing more about the styles and colours can be understood, enjoyed and can be appreciated only when they try it out. Kalighat painting was attempted by the educator as well.



A Quiz on India's Heritage

- By the Heritage Club

1. Name the poet who was given the title as “Rashtra Kavi” by Gandhiji. He was also honoured PadmaBhusan in 1954.

- a. Maithili Sharan Gupta
- b. Rabindranath Tagore
- c. Sarojini Naidu
- d. Bharatiyar

2. Identify this state art of Jharkand.

- a. Kalamkari painting
- b. Sohari painting
- c. Kalighat painting
- d. Mural painting



3. She was an Indian revolutionary and activist of West Bengal who was honoured with Padma Shri in 1960 for her Social

- work. Identify this freedom fighter.
- a. Madam Bhikaji Cama
- b. Pritilata Waddadar
- c. Bina Das
- d. Aruna Asaf Ali



4. Who was the author of ‘Mṛcchakatika’ a ten- act Sanskrit drama, possibly composed during the 5th century CE?

- a. Bhasa
- b. Vishakha
- c. Sudraka
- d. Banabhatta

5. Which was the national park of Karnataka, that was declared as - Tiger reserve in 1974.

- a. Bandipur National Park
- b. Bannerghatta National Park
- c. Nagarhole National Park
- d. Kudremukh National Park

- ANSWERS:
- 1. a. Maithili Sharan Gupta
 - 2. b. Sohari painting
 - 3. c. Bina Das
 - 4. c. Sudraka
 - 5. a. Bandipur National Park