

Cherries

The Official Newsletter of Billabong High International
School - Kelambakkam
CBSE Affiliation No.1931190
6 JUNE 2021 - ISSUE 127

A Fresh start

Ms. Shahana (Nursery Educator)

Our little learners are back to school with boundless energy to start their learning adventure. For World Environment Day they created a fork printing art activity. Here are some of the amazing moments caught on camera during attendance time and activity time.



BILLABONG HIGH
INTERNATIONAL SCHOOL
KELAMBAKKAM
CBSE Affiliation No. 1931190

This issue:

Trees

PAGE 01

Environment and Summer

PAGE 02

Summer time

PAGE 3,4 & 5

Back to school and Team
work

PAGE 06

Accounting and Karate

PAGE 07

Magic through Art

PAGE 08

World Environment Day

PAGE 09

Training and Maths

PAGE 10



Lemonade anyone ?

Ms. Ayesha (JR KG Educator)

We the team of Junior KG with our lovely little ones have geared up for the new academic year. After the happy summer break, our blooming little buddies enjoyed doing the bottle paint activity to start a colourful beginning.

As Seasons is the part of their concept, our little ones are exploring all four seasons. Hence, we discussed briefly the summer season and also decided to break the heat of the summer by making lemonade and served to our family members. It was eye-catching to see the little ones in the summer attire.



Explore the Environment

Ms. Devi (Sr. KG Educator)

"It's not yours, not mine, it's ours. So protect your mother, who nourishes you".

World Environment Day has celebrated on June 5th every year and the main aim of celebrating this day is to protect our environment and to raise environmental awareness. On this note, our senior KG students did a drawing activity in their virtual class. To understand the significance of planting trees, they drew a pot holding a plant on their art book along with the elements such as sun and water which nourish the plants. They were also excited to plant a seed at their home on this special day.



My Summer-Break experience

By Tharun.M (Grade 8 CAIE Student)



My summer vacation was moderate because I couldn't go outside to meet my friends or for entertainment and I couldn't play outside due to the pandemic. After 20 days I came back to my hometown. When I came to my hometown I was able to play with my uncle, my mom, and my grandparents, because my games were in my hometown. My dad had some other work so he was not able to join us. Since I had two weeks, I started to read books and revise my subjects. Then I started to call my friends and talk to them but only a few answered. Then I started to search about how to prevent covid 19 from attacking us in-depth, then I helped my mom during the lockdown. As days passed I got a little bored so I had some fun seeing some movies and I took some infusions with a steam bath. I also started to record some videos so it will be helpful for me in the future. Then I did some exercises like yoga, I did an 8 on my terrace for walking and I did some chair exercises. I did some art and craft with origami paper and made a custom earphone which is attractive. I did some singing and practiced typing fast. I did some grammar exercises, handwriting and I tried to improve my speed in writing. Since I didn't know what to do, so I learned the basics of cooking. While cooking I got an idea, then I shared it with my mom and she said that it is a wonderful idea, the idea is to contact a local social service group to volunteer by prepare different fruit juices(orange, apple, mango, lemon, pomo) to those who were in need and attacked by the covid, food, and herbal powder which will make infusion instantly to the people in need. After that, I was satisfied because while learning cookery I got this idea. One day the group called me and thanked me for the 15 days of Juices, food, and herbal powder, and not only the group, even my neighbors, friends, and even my family members appreciated me. I also learned it is not about giving food it is about how hygiene we give the food, I wore my gloves, mask, and even my cap. I wore my cap because my hair will not fall on the food. On the first day, my grandma taught me how to cut the vegetables and pack the food, then on the 2nd day, I cut the vegetables and packed the food by myself. Without my mom and my grandma, I couldn't have done this. I also made my herbal mask and hand sanitizer and I donated to the people in need with the help of the local street head. If I was not bored, I wouldn't have got this idea.

How I spent my summer vacation

by Evelyn Thomas (Grade 5 CAIE Student)

This year's vacation was very different from my other vacations. We moved to Bahrain to spend time with my father as classes became online. I learned to prepare milk for my sister and myself. I helped my mother to bake different types of cakes during my holidays. The whole family would play snake and ladder or UNO almost every day. Since Bahrain also had a lockdown, we did not go to public places. I would also visit my friends and cousins here in Bahrain for play. I painted on glass bottles and paper during the daytime. All my paintings as well as my sisters are put up on the fridge door. I would read books in the afternoon. I went swimming once a week with my sister and mother in the community terrace pool. I enjoyed dance and exercises during my weekend dance class.



Summer Vacation was FUN

By Hanshikaa Shanjeev (Grade 5 CAIE Student)

Summer Vacation!! This Summer Vacation was really an awesome one, unlike the last ones. Although this is a pandemic situation, I used my time by enhancing skills like dance, music, and art, with my cousin as well as my little loving brother. We all, as a family, watched many different movies, of different genres with different morals. I loved watching Epic movies, The Ramayana, Sri Markandeya Purana, and Sri Krishna. My mother taught me to bake Cakes at home. I learned from my father about the pandemic, as he is a doctor, and understood that I have to stay healthy and safe.

Stay Home Stay Safe!!

This vacation made me understand, though there is a lot to learn from the outside world, we can also learn and enjoy a lot, being at home with our loving family.

This Vacation was thus, the one I used productively to improve my self-skills.



Timeline

by Nithyashri (Grade 8 Student)

A timeline is a list of important events arranged in the order in which they happened. Timelines are often used in history textbooks and biographies. Timelines are often used in education.

A timeline can be used to visualize the time between events, durations (such as lifetimes or wars), and the overlap of events.

When we write a timeline, we visualize the things which happened in the past, especially when we think and write our timeline it feels like we are going on a time machine (To the past).

The session on history, past, timelines, and so on with my social ma'am Ruksana was very fun and I also shared my timeline.

The below images are of my timeline from my year of birth (2008) till the present.



Sree Harshini and her Summer vacation

An account by a grade 2 student

My Holiday vacation

Hi everyone! This is B. Shree Harshini. I am 7 years old. I am going to write an article about my holiday vacation. That was a hot and sunny day so I decided to play indoor games. Due to covid, all my planned summer camp was changed into virtual classes. I learned many new things in this vacation. I learned slokas class at evening, I join cuemath classes to enrich my math knowledge. To develop my reading skill, am reading story books everyday. I enjoyed my holidays with my family. We celebrated our grandma's birthday happily. We went hotel, temple, and had party at evening. This summer holidays brings a bagful of opportunities for me to learn many new things and enjoyed well.

Thank you

♡♡♡

♡♡♡




IN THE
Summer
TIME

Math About Me

Ms. Priya Nicholas (Grade 3 Educator)

Through an amazing mathematical Back to School activity with interesting twists and turns the students explored numbers are part of their life. The 3rd Graders were excited to explore and describe themselves in mathematical terms by arriving at addition and subtraction facts of their age, favorite numbers, and computation of their family members.



Building a strong team!

Ms. Malar (Grade 2 Educator)

Alone we can do so little; together we can do so much." – Helen Keller

Learners of grade 2 were the real example of unity in diversity. Every flower has a distinct fragrance and beauty of its own but together contribute to make a beautiful bouquet, the same way each child is unique and special in their own way but together make a promising future.

This week's topic for value education was Teamwork and this was well experimented with and understood with the help of building blocks.

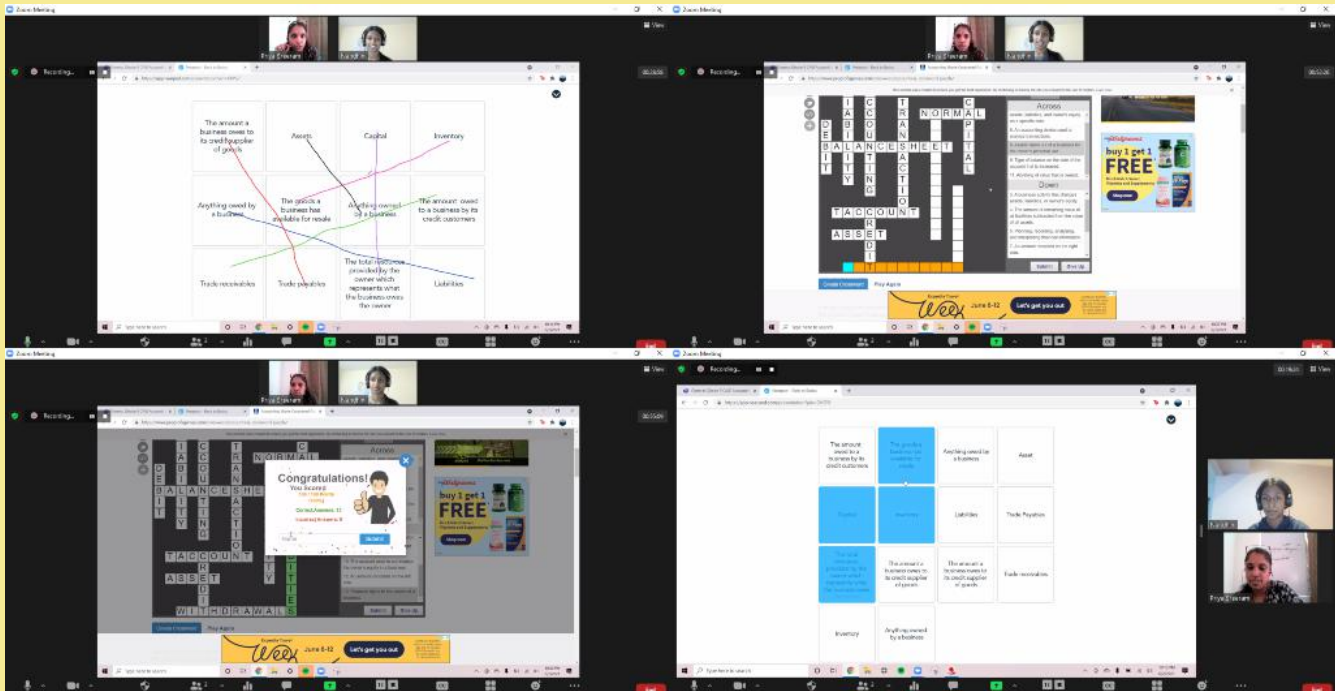
Learners understood the concept of togetherness and teamwork by stacking up individual pieces and constructing amazing buildings. Individually each block may be special but they need to come together to make beautiful architecture.



Back to Basics ~ Accounting concepts revisited

Ms.Padmapriya Sreeram (CAIE Coordinator)

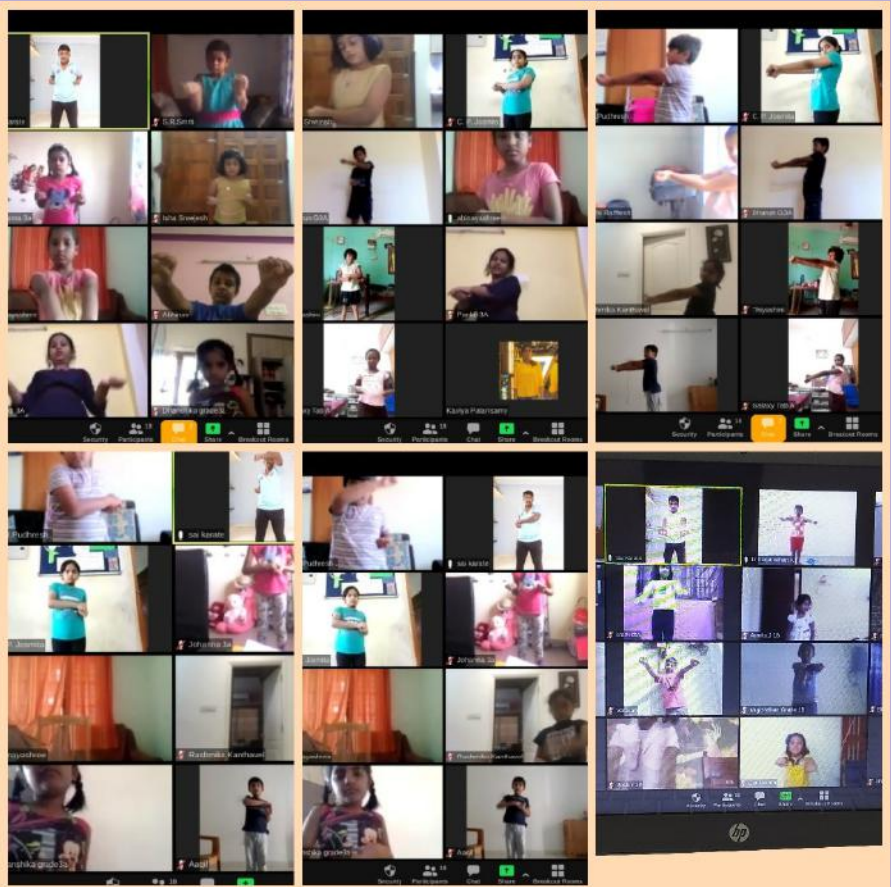
Our ninth grader enjoyed a quiet summer vacation and her back to virtual school this week was marked by loads of enthusiasm and zest. As we slowly eased into day one, the aim was to learn through entertainment. Even as we shared anecdotes spiced with witty interludes there was lots of active learning too. We revisited & recapped the Accounting concepts learnt before the summer break with some challenging and fun practice tools including cross words & matching the correct pair. The learning objective for the day was achieved as my learner mastered the concepts in a fun way.



Karate and Fun

Ms.Kaviya (Primary PE Teacher)

This week the students of the primary grades had their Karate sessions. They learned basic punch skills. It was a delight to watch the students perform.



Creating magic through Art

Ms. D.Shalini (Visual arts Facilitator)

This week the students across the grades enjoyed different aspects of art!!

The students of Grade 1 explored art and shapes and they composed an artwork by tracing a circle-shaped object. They used crayon colours to fill the shapes with colours. They enjoyed expressing their happiness through colours.

The students of Grade 4 created a Scribble to make it into abstract art. They expressed their creativity by merging the lines and making it a beautiful art piece.

The students of Grade 6 explored the visual element 'line'. They composed an artwork by observing and using lines. They created a leaf pattern by using only lines and colours.

The 7th Graders expressed their idea on polluted land by composing modern art painting by using sponge techniques. They expressed their imagination by composing this artwork.

The 8th Graders explored ransoms shapes and learnt how to give 3- dimensional effects for shapes. They composed Zentangle shape collage work using shapes and colours. They were able to achieve 3D effects in their artwork.



Eco-System Restoration

Ms. Neha Ghosh (Class Teacher, Grade 6, CBSE)

"We have forgotten how to be good guests, how to walk lightly on the Earth, as its other creatures do." Peatlands, forests, coasts almost everything on this earth is dependent on a healthy ecosystem for its survival. It has been observed that most of our foundations of survival are getting destroyed and we are losing them at an alarming rate. As per the UN Environment programme, it was observed that every year we tend to lose almost 4.7-million-hectare forest on average, every year.

Billabong High International School, Kelambakkam, witnessed what exactly is the present scenario of the environment and why it is important to save and nurture it, rather than restore it. We had Mr. Natarajan, the founder of Namma Ooru, as the chief guest of our event who enlightened us on the importance of ecosystem restoration and how we unitedly can improve the current situation of our environment making it a better place to live. As Sadhguru rightly said, "If humanity has to live for a long time, you have to think like the earth, act as the earth and be the earth because that is what you are".

The collage consists of several screenshots from a virtual event titled "Eco-System Restoration" held by Billabong High International School, Kelambakkam. The event features presentations on the roles of honeybees, elephants, trees, and birds in ecosystems, as well as the importance of ecosystem restoration. Key speakers include Mr. Yasir Nainar and Dr. Sultan Ismail. The event also includes a note by the chairperson and a reminder that "Everyday is Environment Day!!".

ROLE OF HONEYBEES IN ECOSYSTEM

What is your favorite fruit?

- Pollination
- Millions of agricultural crops
- Making the forest
- Bio-diversity
- Honey the Medicine

ROLE OF AN ELEPHANT IN ECOSYSTEM

- ✓ Seed Dispersers
- ✓ Elephant transport seeds up to 65 kms
- ✓ Elephant Dung-Safe haven & nutrition
- ✓ Elephants deposits up to 3200 seeds a day
- ✓ Gardeners of forest

More than 100 elephants get killed in India every year due to conflicts between humans and elephants

WHAT WILL HAPPEN TO THE ECOSYSTEM?

IS TREE AN ECOSYSTEM?

WHAT IS ECOSYSTEM?

An ecosystem is a geographic area where plants, animals, and other organisms, as well as weather and landscape, work together to form a bubble of life.

Pallikarai Marsh - Ecosystem

NOTE BY CHAIRPERSON

Mr. Yasir Nainar

NOTE BY CHAIRPERSON

Mr. Yasir Nainar

ROLE OF HUMANS IN THE ECOSYSTEM

ROLE OF BIRDS IN ECOSYSTEM

- ✓ Seed Dispersers
- ✓ Disperse seeds through their droppings
- ✓ Eat insects and worms to keep them in balance

RESTORATION

ECOSYSTEM 2000 YEARS AGO

பகுத்தண்ணீர் பல்லுயிர் ஒம்புதல் நூலோர் தொகுத்தவற்றுள் எல்லாந் தலை.

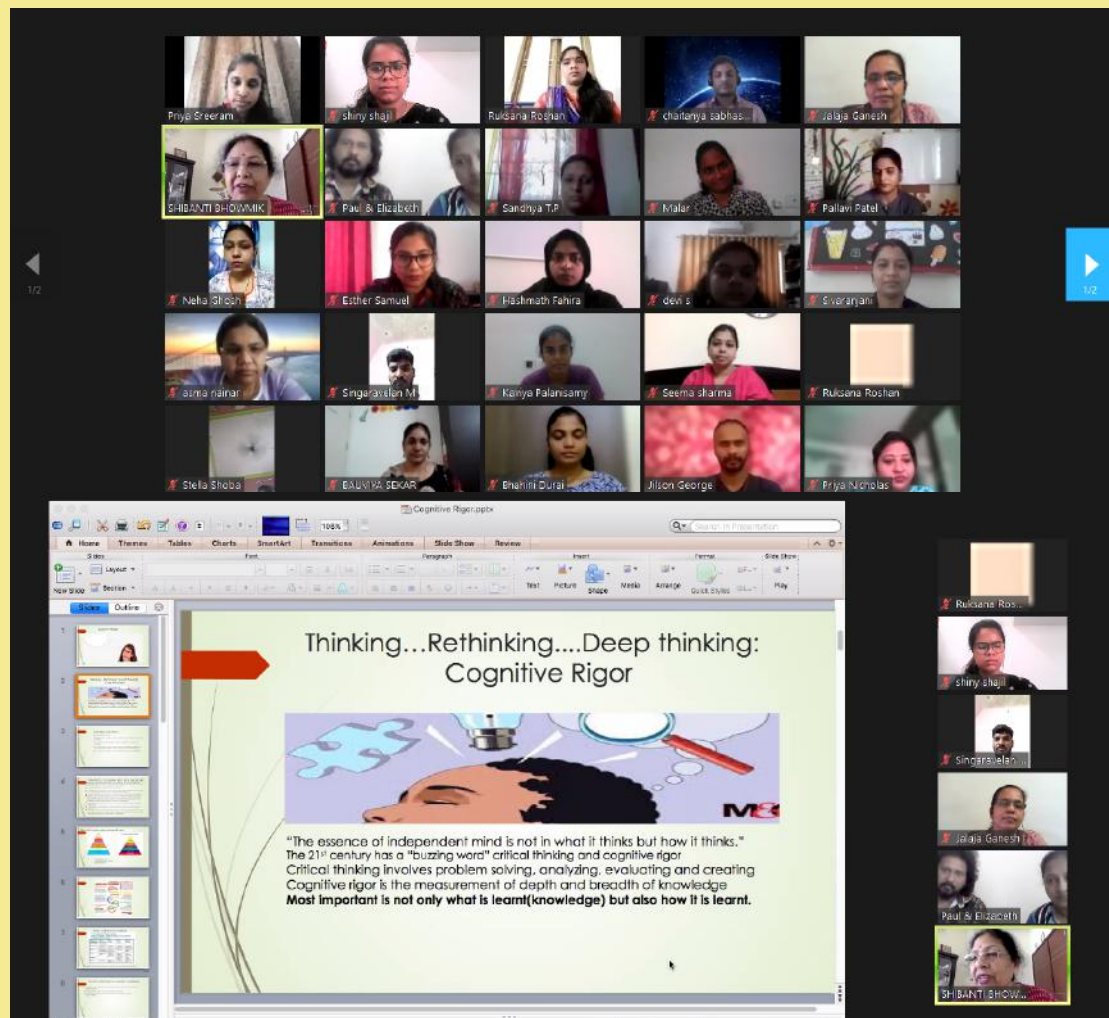
EVERYDAY IS ENVIRONMENT DAY!!

Dr. Sultan Ismail

Cognitive Rigor

By Ms.Shiny Shajil (Activities Coordinator)

To teach rigorous skills and knowledge students need to succeed in future programmes, we at BHIS-K tried to decode Cognitive Rigor with the able guidance of Ms.Shibanti the Academic Expert of our School. Ms.Shibanti talked about the importance of superposing two widely accepted models for describing rigor — Bloom's Taxonomy of Educational Objectives and Webb's Depth of Knowledge (DOK) model — through her workshop which highlighted analyzing instruction and enhancing teacher lesson planning by involving the right open-ended questioning methods.



Math's Riddles

Ms. Surya Sunil (Maths Department)

1. There are 100 pairs of dogs in a zoo. Two pairs of babies are born for every dog. Unfortunately, 23 of the dogs have not survived. How many dogs will be left out?
2. There are 6 black socks, 8 brown socks, 4 blue socks, and 2 red socks in a drawer. Can you figure out the minimum number of socks to be pulled out in order to get a matching pair for sure?
3. Seven boys met each other at a party. Each of them shakes hands only once with each of the other boys. What is the total number of handshakes that took place?
4. $1=3$, $2=3$, $3=5$, $4=4$, $5=4$, $6=3$, $7=5$, $8=5$, $9=4$, $10=3$, $11=?$, $12=?$. Can you complete the sequence?

