

Cherries

The Official Newsletter of Billabong High International School - Kelambakkam
CBSE Affiliation No.1931190
11 JULY 2021 - ISSUE 132



BILLABONG HIGH
INTERNATIONAL SCHOOL
KELAMBAKKAM
CBSE Affiliation No. 1931190

Playful pets

Ms. Shahana (Nursery Educator)

This week our nursery kids learned about pet animals. They got so excited to know about the lovely pets and their different characteristics. They also explored some fine motor activities like sieving the flour, vegetable printing, and writing patterns using crayons. Finally, they ended up learning about big and small and did a sorting activity.



This issue:

Pets

PAGE 01

Exploring Jr.KG and Sr.KG

PAGE 02

Layers of the earth

PAGE 3

Rock paper scissors

PAGE 04

Grid Penguin

PAGE 05

Lipsticks and Coins

PAGE 6 & 7

Magic and Art

PAGE 08

Save our forests

PAGE 09



Show and Tell

Ms. Ayesha (Junior KG Educator)

Show and tell sets the stage for children to become comfortable when speaking in public, helps students with planning their presentation and public speaking rite from Kindergarten. Our tiny little tots of Junior Kg had a special day show and tell on the topics Alphabets it made the children Identify letters and sounds spoke confidentially with lots of creative props. It was an eye treat for all of us.



Skeleton Science in Senior KG

Senior KG Educators

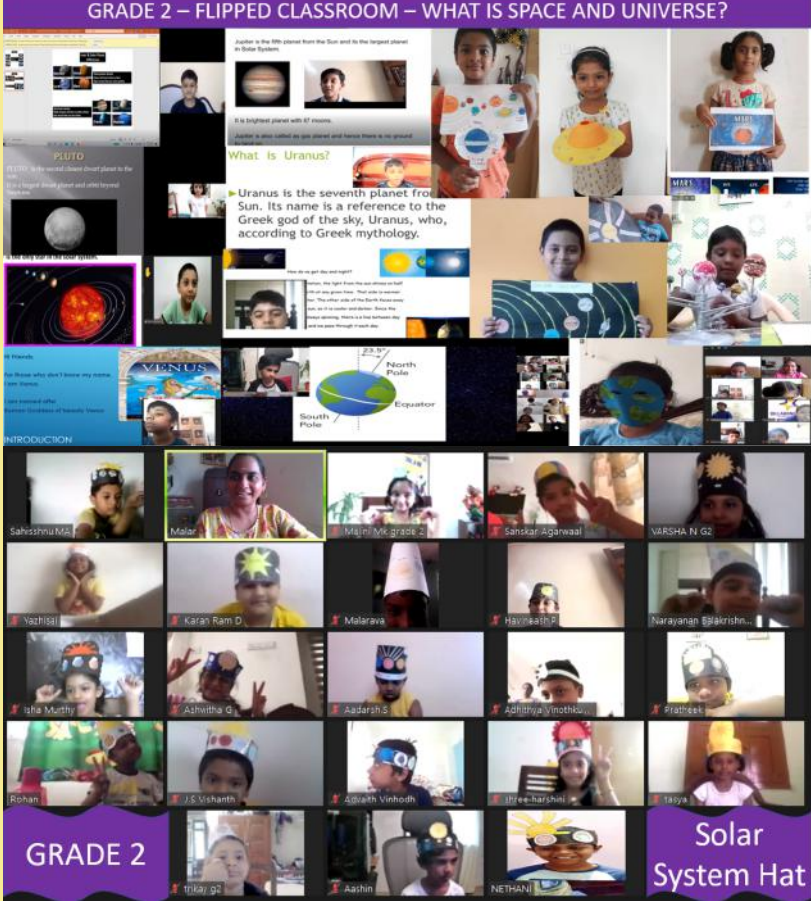
Kindergarten students are natural scientists! And with the engagement of a science-based theme, such as skeletons, we can teach all cross-curricular academic skills with high engagement. This month, our senior KG students learn about body parts, senses, and internal organs. This week the children learned about our skeletal system and found that the bones give shape to the body, help us to move, and much more. The children understood that if we don't have bones and joints, we all be like jelly, and they promised to have milk to keep their bones strong.



Donning The Teacher's Hat!

Ms. Malar (Grade 2 Educator)

Students of grade 2 had An unique experience of "flip class" where students became the teacher and conducted the session. The topic for the Day was the solar system And the students aka teachers conducted the class using props. They made head gears comprising the sun and the planets. The sessions were very informative And fun-filled. The learners thoroughly enjoyed participating in this flip class.



Layers of Earth

Ms . Ranjani and Ms. Priya Nicholas (Grade 3 Educators)

This 3D model of Layers of the earth is a great hands-on science activity for students. Learners of Grade 3B used clay to model and form different layers of Earth. They were so eager and enthusiastic to create the earth's structure by describing the different layers of the earth by different colors of clay.

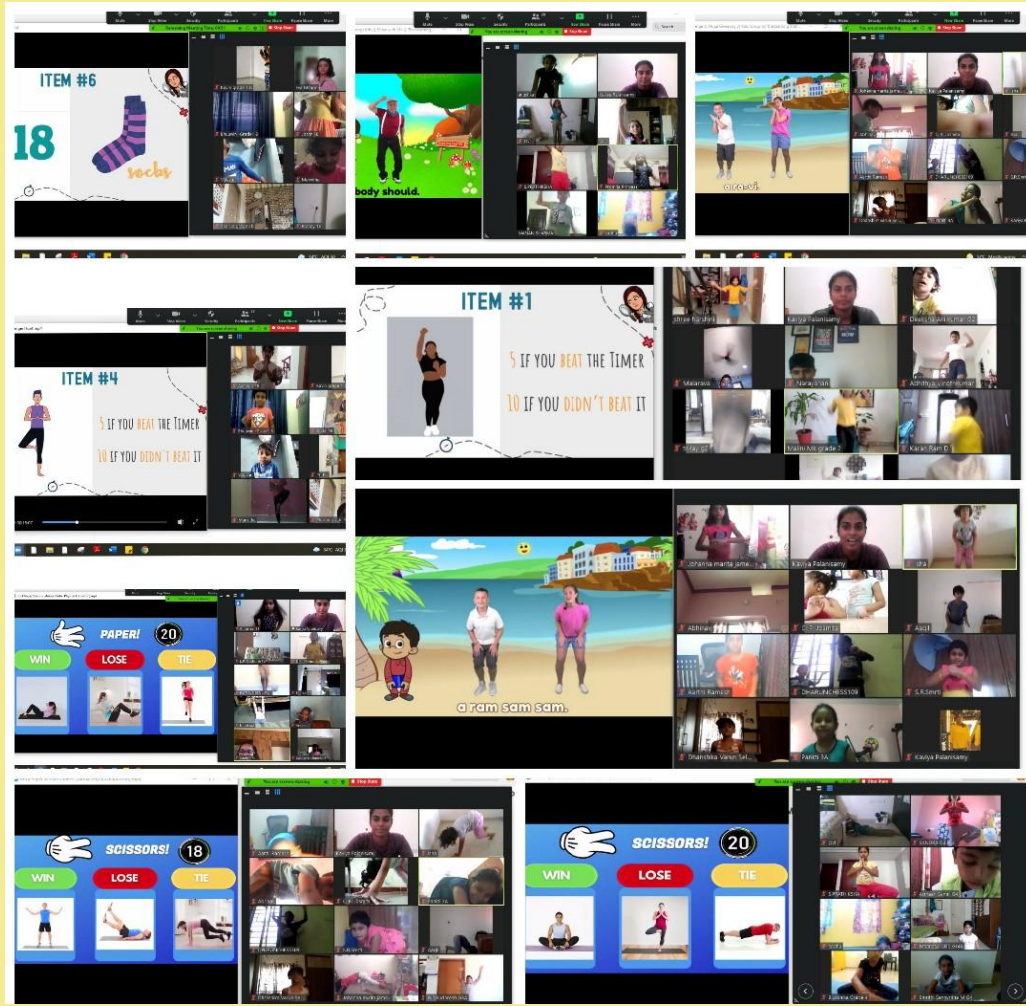


Rock, paper, scissors and Scavenger hunt

Ms. Kaviya (Primary Physical Educator)

The 1st and 2nd graders played the scavenger hunt game virtually. Children were more interested and energetic to play this game. It makes children's minds sharper and stronger.

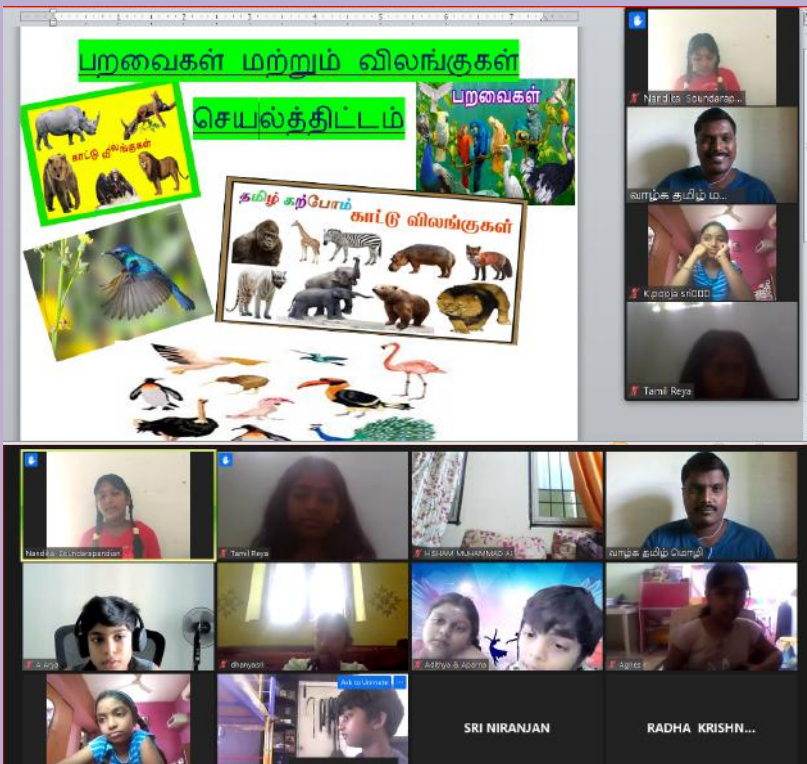
The 3rd and 4th graders played Rock, Paper, Scissor virtually. They were very enthusiastic to play this game as the person who won got to decide an exercise. This game helped improve concentration and keep their bodies fit. Their siblings also enjoyed the game and brain breaks.



பறவைகள் மற்றும் விலங்குகள்

Mr. Satya (Tamil Educator)

பறவைகள் மற்றும் விலங்குகள்வகுப்பு 5 தமிழ் பாடப்பிரிவில் தமிழ் ஆசிரியர் திரு.சத்தியானந்தம் விலங்குகளின் ஒலிகள் மற்றும் அதன் மரபு பெயர்களை மாணவர்களுக்கு நடத்தினார். பின்பு அதில் பறவைகள் மற்றும் விலங்குகள் தொடர்பான ஒரு செயல்திட்டம் இணையதளம் வழியே செயல்படுத்தப்பட்டது. மாணவர்கள் தனக்கு பிடித்த பறவைகள் மற்றும் தனக்குப் பிடித்த விலங்குகளை ஏதேனும் ஒரு தலைப்பைக் கொண்டு மாணவர்கள் அதை பற்றி அழகாக எடுத்துக் கூறினார்கள் இவ்வாறு வகுப்பில் அனைத்து மாணவர்களின் கற்பனைத் திறனுடன் வகுப்பு இனிதே நடைபெற்றது.

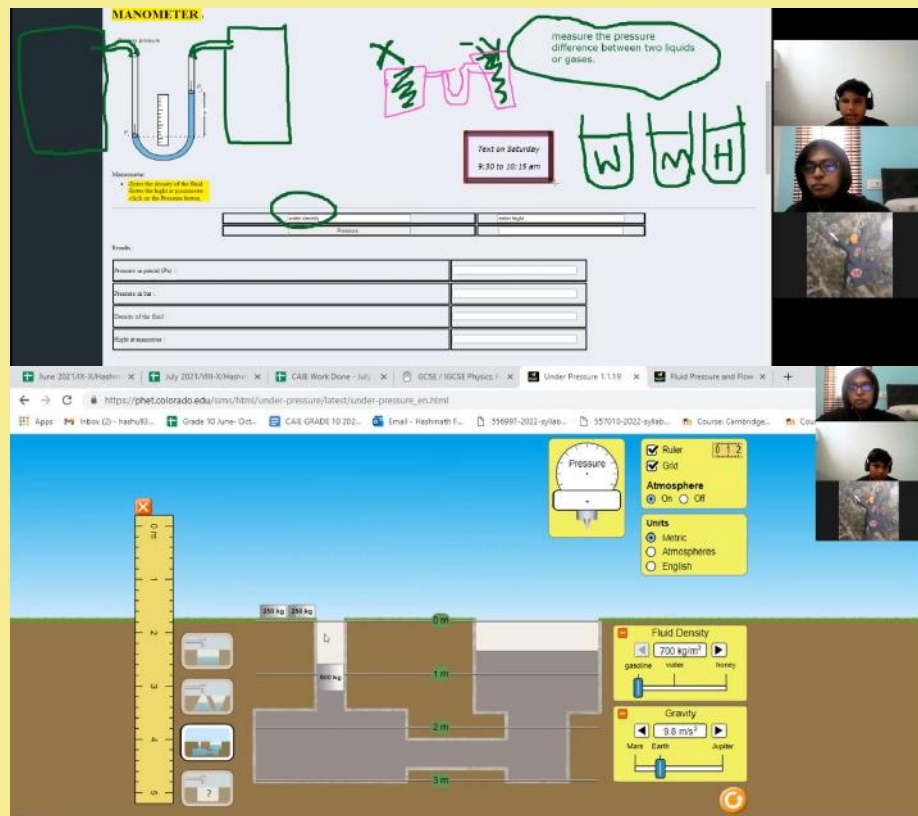


Under Pressure

Ms. Hashmath Fahira K N (Middle School Science Educator, CAIE)

Ms. Hashmath Fahira K N (Middle School Science Educator, CAIE)

Every one of us experiences pressure both internally and externally. Pressure is one inevitable Physics concept right from Grade 6. Students of Grade 9 IG explored this concept with multiple simulations on pressure calculations as well as pressure measuring devices. The effect of pressure and its relation to other vital concepts like Force, Area, and Density was figured out. The simulations have enabled the art of teaching Science to remain still intact in spite of the pandemic engulfing normalcy. As rightly titled 'Under Pressure', Tejasvin and Jude were able to cover ground on the topic 'Pressure' in spite of experiencing one.



Grid Penguin

Ms. Praveena Prabhakaran (Math Educator)

Grade 9 Billabongers did a grid penguin using online grid painting. The main objective of this activity was to introduce students to the coordinate system using Grid Paint.

Students had limited experience of using a coordinate grid paint. So they jotted the focuses to be thought of while drawing like the specification of colours and the position of circles and squares.

At the point when pictures were made, they planned an approach to impart precisely where each shape goes. The coordinate plane helped them to do that. The x-coordinate showed how far our shape is from the left of the grid. They-coordinate told how far our shape is from the top of the grid.

At the end of this activity, the students were ready to transfer what they have learned about communicating the position of a point on the Cartesian Plane.



HOMEMADE LIPSTICK

By Jiya Arun and Nithyasri (Grade 8 CBSE students)

Jane - We all know that women prefer lipstick in their makeup and it's a part of their makeover, so instead of buying and wasting money on those colourful chemicals, why not make our own natural homemade lipsticks? Some might think its a bit difficult or you may think you don't have the right materials to do it.

But it is not so I have just got the right tip and tricks to make DIY lipsticks ... I used Beetroot powder, coconut oil/ Almond oil to make my lipstick. As a part of our social class while learning the topic “Resources” we researched on few topics and learned what stuff required to make finished products. And we tried out making Lipsticks and branding it.

This project was incredibly fun and enjoyed making it. It's an experiential learning which we tried making our product and learning out of it.

Nithyasri - For the lesson Resources we did research on a specific topic to get to know all the stuff required to make a finished product. So, my friend Sharon took the topic Lipstick, After she completed her presentation Ma'am asked us to try making homemade lipstick with the available resources and brand it. So, I made a glossy lipstick using Vaseline, Coconut oil, Beetroot extract and for the colour I used pink and red eyeshadow. I named it Cherry. I really love making my own Lipstick. All my friends also showed their own lipstick. The class was so fun.



Gain from Coin!!!

By Khenisha K Reddy (Grade 6 CB Student)

Math is so easy to understand, and Fabulous when an activity is integrated in a fun-filled way!! I learned about triangular numbers from Steffi ma'am and coins... That's right you heard me Coins...As you know we can arrange coins into shapes. We were split into teams to gain points from coins. The question was why the number is called a triangular number? It was our turn to find the answer, I and my friends made triangular shapes with coins from our piggy bank. We were not able to find fid it out, as our only focus was towards the outer layer and not the inside. Finally, with continuous support from our educator we figured it out to fill in the gap and that is how you form triangular, rectangular number, and square numbers and we learned it with coins.



Creating magic through Art

Ms. D. Shalini (Visual arts Facilitator)

This week the students of grades 1 and 4 had some artistic fun. Read on to know more about what they did-

Grade 1- LADY BUG IN GRASS ART

Students composed ladybug art by tracing lines and circles. They demonstrated their creativity by creating ladybug insect patterns inside the shapes. Students enjoyed and enthusiastically participated in this art activity.

Grade 8 - HOWRAH BRIDGE PERSPECTIVE ART

Students explored the perspective concept and composed Howrah Bridge art from different perspectives. They used colour blending technique for the background.



Van Mahotsav- The Festival of Trees

Ms. Priya Nicholas (Grade 3B Educator)

“Trees are the Earth’s endless effort to speak to the listening heaven.”-Rabindranath Tagore.!!

A special assembly on ‘Van Mahotsav- The Festival of Trees’ was conducted by our Primary wing from 5th July – 9th July with the motto to spread the message of Importance of Tree Plantation.

To celebrate the festival of trees called Van Mahotsav primary students of BHIS - K participated in various activities conducted in a weeklong event.

The highlight of the events as follows:

A plethora of events flooded the virtual stage, beginning with an insightful thought on Environment with the thirukurral, followed by slogans and beautiful poems in Hindi depicting the life and journey of a tree was well recited by our students and an inspirational quote in different languages related to the theme.

Our learners delivered an informative and thought-provoking speech on ‘Significance of Van Mahotsav’ to convey the message in a more realistic and effective manner.

Even our Little learners put themselves in endangered animals' shoes and dressed up like those animals & trees and described their special features and conveyed the message to humans to plant more trees and save forests. Mesmerizing and riveting dance performances on melodious environmental songs, in graceful outfits, was also presented by our students. The melodious choir of BHIS – K sung beautiful songs on taking care of the environment. Our learners also shared interesting facts about trees and ended the assembly by taking a pledge to save the environment, conserve water and plant a tree.

Van Mahotsav week came up to be a great success. The event helped to bring awareness about the green cover around us. It also helped in strengthening the bond between plants and humans. Students got to learn a lot and will always cherish the memories of this important occasion.

