



# Cherries

The Official Newsletter of Billabong High International  
School - Kelambakkam

ISSUE 94 • 23 AUGUST 2020



## This issue:

Lemon and Spoon

PAGE 01

Investiture Ceremony 2020

PAGE 02

Science, Hindi and Tamil  
Activities

PAGE 03

Presentation and Absorption


PAGE 04

Mind maps, Origami and  
Story time

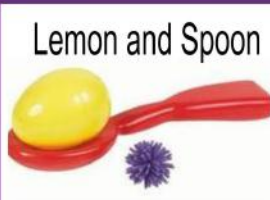
PAGE 05

All about English and a  
quiz on Heritage

PAGE 06



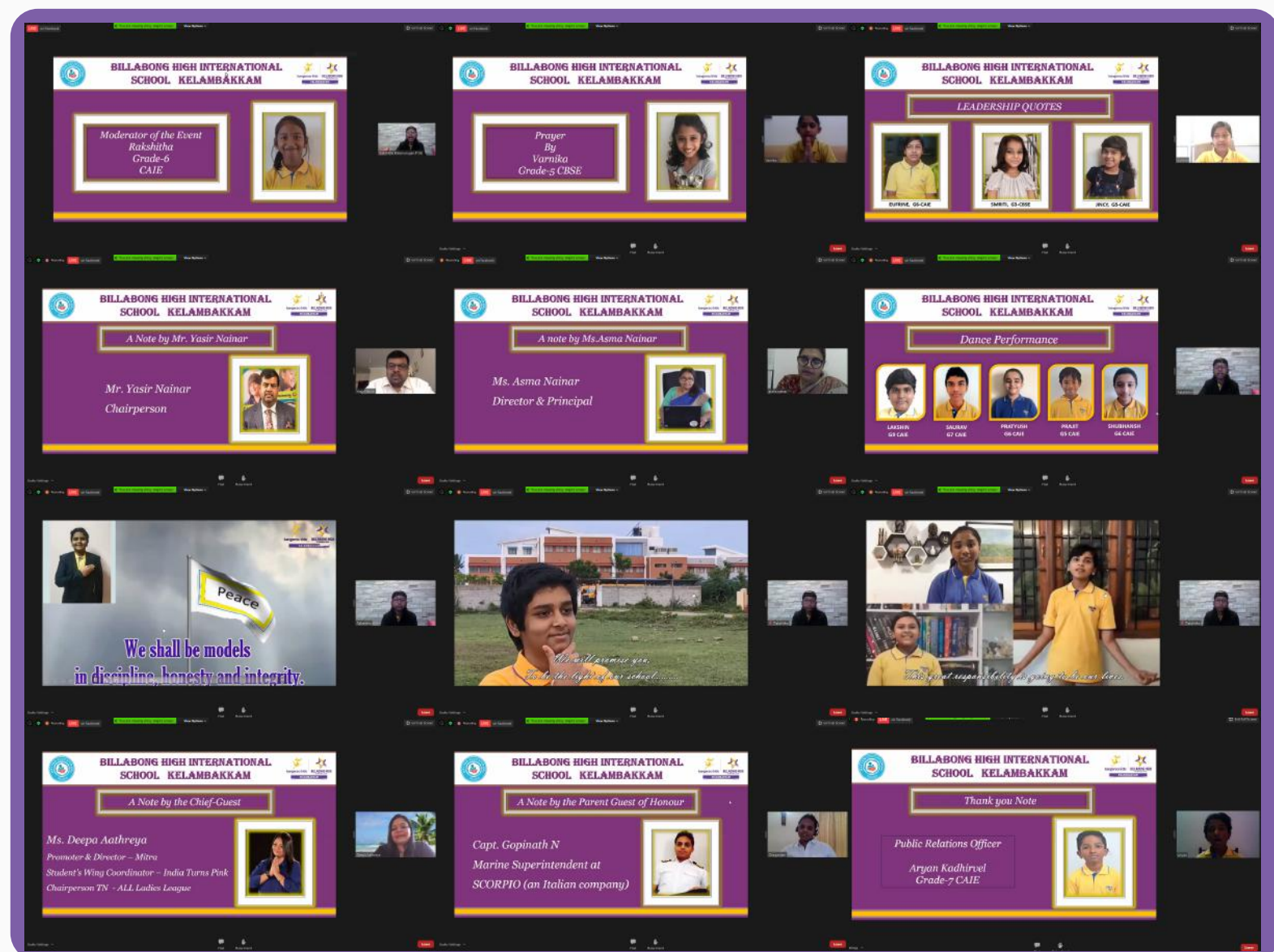
Lemon and Spoon



# Student Body Induction Ceremony of 2020

*-by Ms.Ramani Esther Samuel (CAIE English Educator)*

"A leader is one who knows the way, goes the way and shows the way." ~ John C. Maxwell On Tuesday, August 18, 2020, BHIS-K celebrated the Investiture Ceremony to induct the new student cabinet for the year. The Investiture Ceremony is a solemn event wherein all the elected student candidates are well prepared to don the mantle of leadership and responsibility while carrying it out with utmost commitment. Students, parents, and teachers attended the virtual program, which was hosted by Rakshitha of Grade 6. Also in attendance were our Chairperson - Mr. Yasir Nainar, Director - Ms. Asma Nainar as well as other eminent guests from Vivarthana Ventures. We were privileged to have a wonderful Chief Guest such as Ms. Deepa Aathreya, who has headed many organizations such as Mitra and the TN – All Ladies League. Our Parent Guest of Honour was Captain Gopinath. N, father of Aparajitha, Grade 5, who is a Marine Superintendent. Both guests delivered brilliant speeches, which inspired the student leaders to excel in their roles. It was a truly proud moment for all the parents to witness their children being invested with great responsibilities while embarking on a new journey as leaders. To add more inspiration to the program, a beautiful song on leadership, exclusively composed by our Music Teacher, Mr. Paul and performed by our students, was witnessed by the attendees. We also had an amazing dance performance by the boys in addition to a song performed in Hindi. The newly elected student council members vowed to work earnestly and uphold the honour and glory of the institution. Our Chairperson, Mr. Yasir Nainar encouraged the student leaders to be fair-minded in their work and work on their communication skills as these are essential skills that leaders should possess. The program concluded with the vote of thanks, delivered by our Public Relations Officer, Aryan of Grade 7. The event was a genuine celebration of leadership and one to cherish.



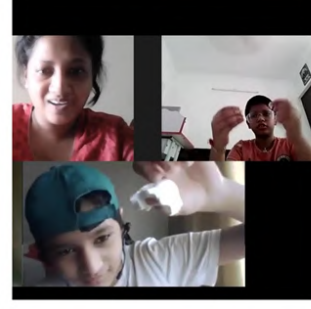




# Fold! Mix! Pull! Stretch! Squash!

-By Ms.Elizabeth ( CBSE Science Educator)

Every day, we see different types of changes around us, like day turning into night, the season changing from winter to summer, melting of ice to water, cooking of food, etc. Changes take place all around us all the time. All the changes are not of the same type we get back the original substance in some and cannot get them back in others. Students of Grade 6 CBSE demonstrated the physical and chemical change of materials through activities such as 'Dough bird', 'Secret message card', and 'Stressbuster slime'. They were enthusiastically participating in all activities and came up with lots of creativity.



## கல்விக் கண் திறந்த காமராசர் -By Ms.Stella (Tamil Educator)



ஐந்தாம் வகுப்பு மாணவர்கள் தமிழ் ஆசிரியை நடத்திய பாடத்தில் கல்விக் கண் திறந்த காமராசர் ஐயா தன் அரசியல் வாழ்க்கையில் அனைவருக்கும் முன்னோடியாக இருந்தவர் என மாணவர்கள் அறிந்துக் கொண்டனர். தன் அரசியல் வாழ்க்கையில் மூலை முடுக்குகளில் உள்ள ஊர்களில் கூட கல்வி அறிவும், மின்சாரம், வேலை வாய்ப்பு, தண்ணீர் போன்றவை பாமர மக்களுக்கும் கிடைக்க செய்தார் என மாணவர்கள் காமராசர் ஐயாவின் சிறப்பைப் பற்றி அறிந்தனர். அவருடைய 9 ஆண்டுஆட்சிக் காலத்தில் கல்வி வளர்ச்சி, தண்ணீர் கால்வாய் திட்டம், தொழிற்சாலை போன்றவை நிறுவப்பட்டு தமிழ்நாடு எல்லா மாநிலங்களிலும் முதன்மையாக கருதப்பட்டது என அவரின் அறிவுத்திறனை அறிந்துக் கொண்ட மாணவர்கள் அவர் வழி பின்பற்ற வேண்டும் என உறுதிக் கொண்டனர்.

## हिंदी भाषा सीखने की गुणवत्ता बढ़ान के उद्देश्य से एक महत्वपूर्ण पहल - By Ms.Savitha (Hindi Teacher)

कक्षा ४ में, भाषा सीखने की क्षमता में वृद्धि करने के लिए एक महत्वपूर्ण कदम उठाया गया | इसमें छात्रों को पाठ्य -पुस्तक छोड़ ,कुछ अलग कराने का सफल प्रयास किया गया | छात्रों के श्रवन, लेखन ,मौखिक एवं वाचन क्षमता में वृद्धि कराने के लिए विभिन्न विषयों पर वीडियो दिखाया गया और उन्हें उस पर विचार रखने के लिए कहा गया | छात्रों ने लेखन ,श्रवन एवं मौखिक रूप से अपने शब्दों का प्रयोग करते हुए ,भाषा ज्ञान में वृद्धि की



# Way ahead to become a researcher

- by Ms.Sandhya (CBSE Middle School In-Charge)

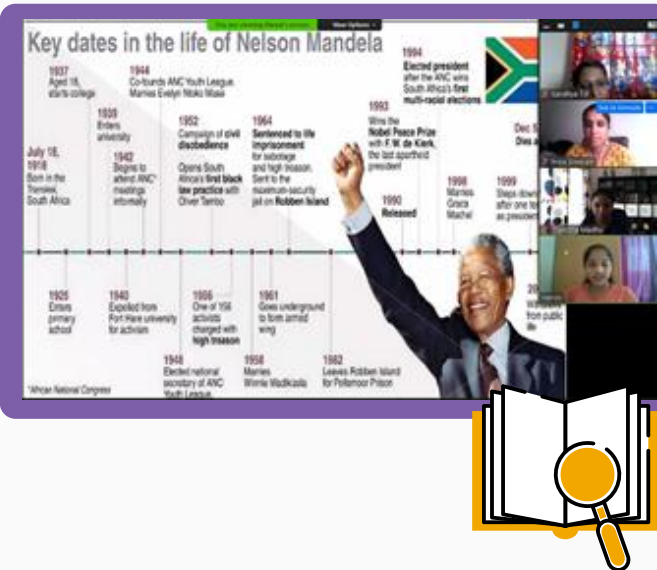
The IX graders devoted a few hours of their learning schedule to do a bit of research on the great personalities the world has seen and are worshiped for their ideologies and philosophies. What makes this activity special is the student's independence and dedication. The whole activity from research to PPT was done by our young learners( No teacher involvement other than guidance on what is expected). We also had the IGCSE coordinator as the special guest for the presentation. Let's hear from the children about their experience.

- Experience by Theertha Madhu(Grade 9 Student)

*"This activity was done in the Social Science period. I was given the work to do extensive research on Mahatma Gandhi. I took the help of Wikipedia and many more websites to get information. As there was so much information about the father of our nation, I had to draft down the key points first, and then produce a fair copy. This project has helped me to learn many new things about Mahatma Gandhi which I had not known before. I took the help of slidesgo.com, where I could get a lot more presentation slide themes to make my PPT more attractive. My experience was absolutely great, as I was able to present my PPT in front of other faculties (Ms. Padmapriya) and my friends. I hope to have another fun activity."*



- Experience by Harshini Madahvan (Grade 9 Student)



*"I presented this PPT during the Social Science period. Our teacher, Sandhya madam, had assigned us to research either about Nelson Mandela or Mahatma Gandhi. The objective of this research was to enable us to know about the great leaders, to develop an interest in research works, and to analyze the sources of history and interpret it. I had opted for Nelson Mandela. I took the help of Wikipedia and a few other websites while making the presentation. I first noted down the main points, then I created my sentences for the content. This research work helped not only me but also my teachers to know many things about Nelson Mandela. I got a few comments from my teachers, and now I know where I have to work on more to improve. This research was very informative. I had a great experience while presenting this."*

## Water and Fabric -A Grade 6 Chemistry Activity

The young buds of Grade 6 logged in for the chemistry class as usual and they were rejoiced to participate in a hands-on activity. Water activities are so easy to set up and perfect for young kids to play and learn with science. Everyday materials and supplies become awesome science experiments. There are tons of ways to investigate water science all year round! The students collected two different fabric materials to test their absorbency. Fabrics were dipped into two different transparent glasses filled with water. Changes in the level of water in the glasses were compared to determine the absorbency of materials. The students enjoyed doing the activity independently. Lots more to come!





# MMM (Mind mapping and Maths)

- By Ms.Padmapriya Sreeram (CAIE Coordinator)

Online tools are a great platform for education and learning. The beauty of the e-tools is that they replicate the learning experience of the physical schools to a good extent. Mind mapping is an incredibly useful tool to express content visually and topographically. Using smart boards to draw the spider webs to comprehend the concept clarity was always engaging to our students in school. To replicate this in our virtual class, we used an online collaborative mind mapping tool (Mindmeister). Our eighth graders had great fun using this to understand and reiterate their concept clarity in Probability. This peer collaboration enabled the students to make the connection amongst different subtopics of probability and track how each new thought was generated from the thought that preceded it. The student focus was at an all-time high as they indulged in a healthy interface of thoughts to structure their takeaways visually.







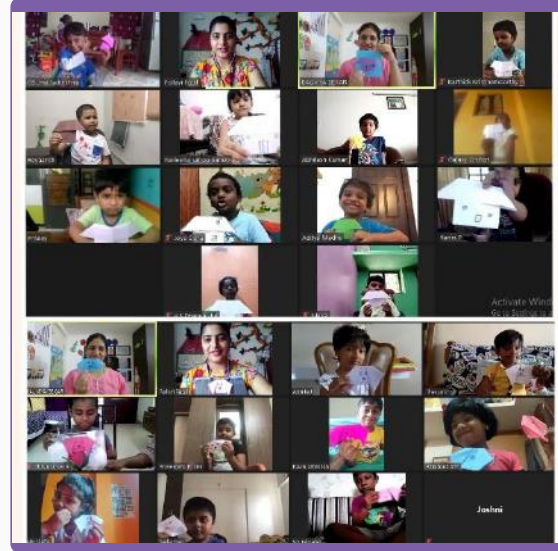
## Spin a tale.... - A Grade 1 Activity



It's Storytime! Storytime! Storytime...! Yes, my first graders are lil authors now....! As part of the syllabus, students learned about fairy tales and fables. My little authors are so excellent in storytelling that they wanted to pen them down. So why not capture their imagination and present it in words?! Yep, that is what we did. There should be something special about these stories right. And the special is students have incorporated their learning on grammar in these stories. Students have written their stories using each form of the noun (name, place, animal, and thing) and identified the 'H' brother digraphs. An imagination well captured!

## Let us try Origami - A Senior Kindergarten Activity

On their journey around the world, this week our Senior Kindergarten students had a wonderful time exploring Japan, the "Land of the Rising Sun". They learned a little about the culture and traditional festivals of Japanese people. And they were introduced to the "Origami", the Japanese art of folding paper into decorative shapes and recognizable figures. All our little learners started with a square sheet of paper and after a small number of basic foldings, their mere square paper got transformed into houses and faces of dogs. It was absolutely priceless to see and hear our students say, "I Did it" with a beautiful smile on their faces. Had an amazing week of fun-filled learning!



# Learning the English language the digital way..... - A Grade 4 Activity

There are many activities, conducted during our virtual English sessions, which improve our listening skills, thinking skills, and reading skills. The activities include writing what we learned during the session in a 'PADLET', games in grammar and dictation on vocabulary. It helps us to memorise and spell the words correctly and understand the rules in English grammar. Our teacher gives us a padlet to type online, whatever we learned during the session. These activities make us feel that we are not studying, rather we are learning new things in an exciting manner. Whenever the virtual session is over, I feel that studying is not breaking rock, it's rather a cakewalk.... -by Nazmin Riaz, Grade 4



I enjoy my English session, using the padlet, as I'm able to recollect and summarise what is taught in the class. By viewing my classmate's notes in the padlet, I'm able to recollect the missing points. It improves my typing and thinking skills and we enjoy the activity. -by Tanushckaa, Grade 3

## King Tut - A Grade 5 English Activity



Egypt! A world of "Mystery". Starting from royalty and wealth to unique traditions, Egypt has always been an embodiment of various mysterious incidents. Children, in most of the cases, find a mystery to be an interesting subject and therefore, to impart wisdom regarding facts about Egypt, Egyptian Pyramids, the process of mummification, and most importantly the history of King Tutankhamun, this urge in children for learning about mystery was used. Grade 5 was enlightened with the history of Ancient Egypt and most importantly that of King Tutankhamun and why he became famous in recent times. The kids thoroughly enjoyed and will soon be coming up with their research on Egypt.




## A Quiz on India's Heritage - By the Heritage Club



1. Which of the following statement is not true about Red Fort of Agra?  
a. It is situated on the bank of river Yamuna.  
b. This fort was built in 1565  
c. It was constructed by the Mughal emperor Akbar in 1565.  
d. It is tagged as world heritage site by UNESCO in 1989.

2. Identify this great personality who was a Social reformer, educationist and poet from Maharashtra who is regarded as the first female teacher of India. She worked for the improvement of women's right.\_\_\_\_  
a. Savitribai Phule  
b. Kamala Nehru  
c. Dr. Muthulaksmi Reddy  
d. Thillaiyadi Valliyammai
4. When was the Wild Life (Protection) Act, enacted by the Parliament of India in order to conserve animals, birds, plants and the matters connected there with.  
a. 1978  
b. 1985  
c. 1972  
d. 1965

5. This is the highest railway station in India.  
a. Conoor Railway Station  
b. Bokaro Steel City Railway Station  
c. Ghum Railway Station  
d. Manikpur Railway Junction



3. Numismatics is the study of coins. Identify this gold coin which was known as Kahavanu.  
a. Pulakeshin II  
b. Rajaraja Chola  
c. Marthandavarma  
d. Ashoka

ANSWERS:  
1. D It is tagged as world heritage site by UNESCO in 1989.  
2. A. Savitribai Phule  
3. B. Rajaraja Chola  
4. C. 1972  
5. C. Ghum Railway Station