

# Cherries

The Official Newsletter of Billabong High International School - Kelambakkam  
CBSE Affiliation No.1931190  
22 AUGUST 2021 - ISSUE 138



**BILLABONG HIGH**  
INTERNATIONAL SCHOOL  
**KELAMBAKKAM**  
CBSE AFFILIATION No. 1931190

## This issue:

Spiders

PAGE 01

Visit to the farm and origami

PAGE 02

Teaching and learning activities

PAGE 3 -6

Independence day and Onam Art

PAGE 7 & 8




## Spectacular Spiders

Ms. Shahana (Nursery educator)

Our Nursery students learned about creepy crawlies and had a great time with the amazing spiders. They made a dough spider model and learned about the different types of spiders and their characteristics. They took a virtual trip to the bird sanctuary and saw a variety of birds.



Raghav



Indian Cormorant

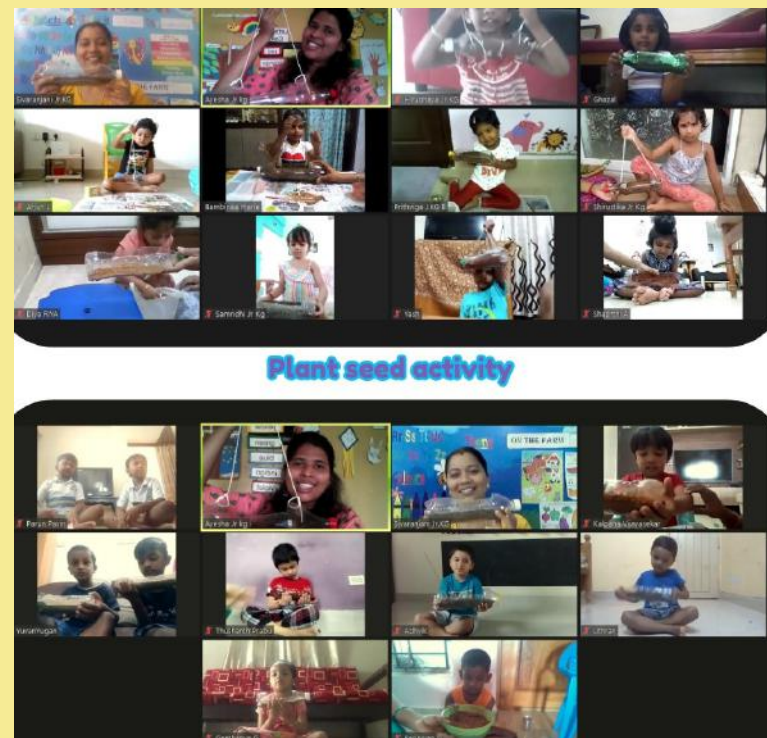




# On the farm

## Ms. Sivaranjani S (KG-Educator)

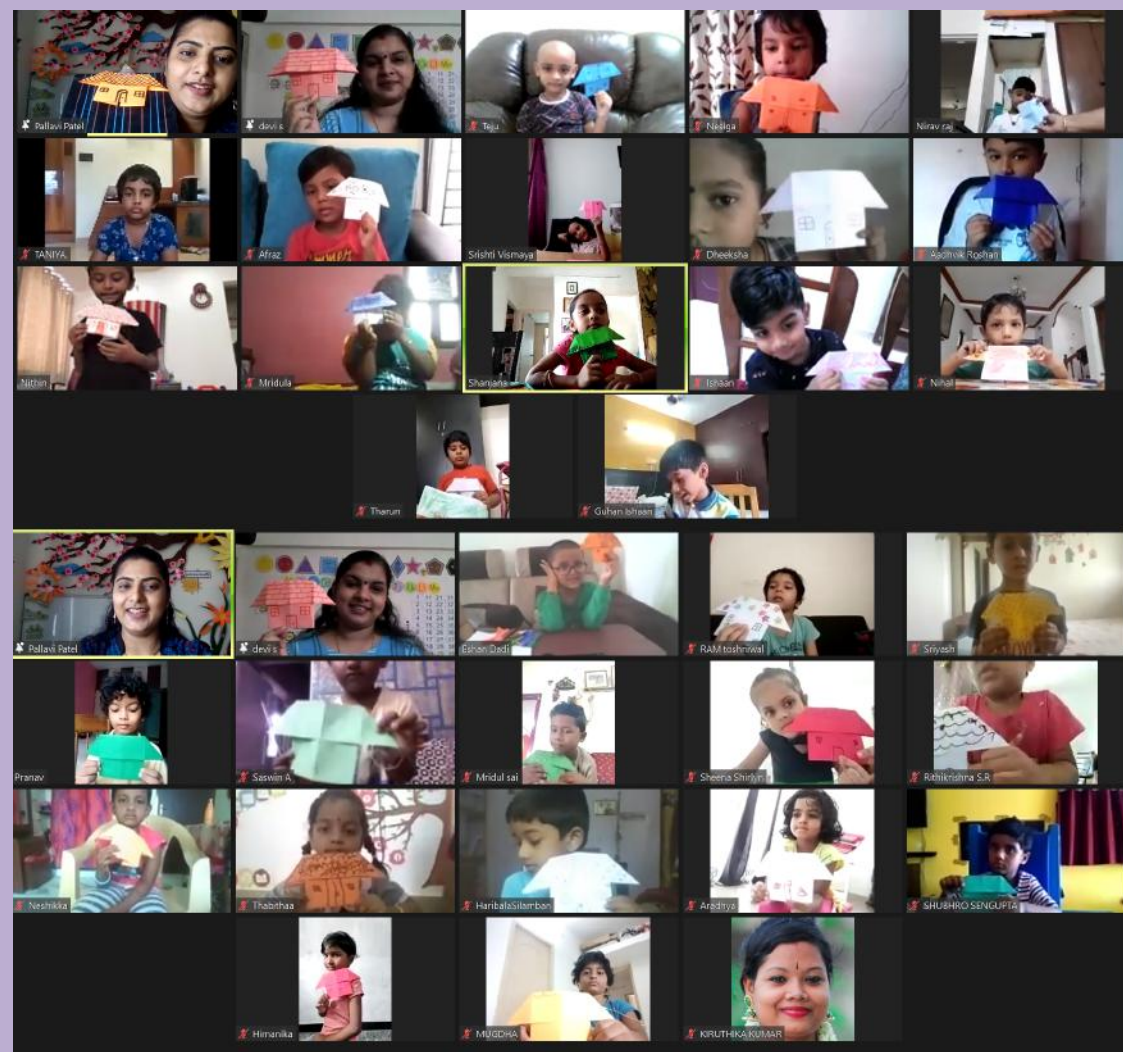
Is there anything more amazing than plants? The tiny hands of “Junior Kindergarten” enjoyed doing the ‘plant a seed’ activity as they’re learning about the life cycle of a plant, soil, plant types, seed germination, and how plants give us vegetables, fruits, and the food we eat. Children were ready with their pet bottles, seeds, soil, gardening tools for watering to planting seed. They completed the activity by pouring the water and keeping the plants in their house for sunlight absorption. The activity sparked their imaginations, helped them learn about the life cycle of plants, and also they had fun at the same time.



## Japanese Art- Origami

### Senior KG Educators

Origami, also called paper folding, is the art of folding objects out of paper. The word origami originated from Japanese oru, meaning “to fold” and kami, meaning “paper.” Our senior KG students are learning about the countries around the world, and this week they took a tour to Japan and learned about the famous origami art that originated from Japan. Children made a house using paper and they decorated it using their favorite colors.





# Patriotism

## Ms. Shaheena Begum & Ms. Priya Nicholas (Grade 3 Educators)

The young learners displayed their artistic skills through an array of posters to portray their view on Indian Independence.

Students came up with many ideas and created beautiful posters which reflected the spirit of freedom.

It was a great opportunity to watch these young minds creating and displaying their ideas on paper. The students thoroughly enjoyed the activity.

Some of the ideas depicted were inducing tri color with different themes, few drew freedom fighters who were the reason behind Indian Independence.

Some even reflected the lives of the soldier's families. This shows that they are aware of the lives of the soldiers who safeguard from the enemies.

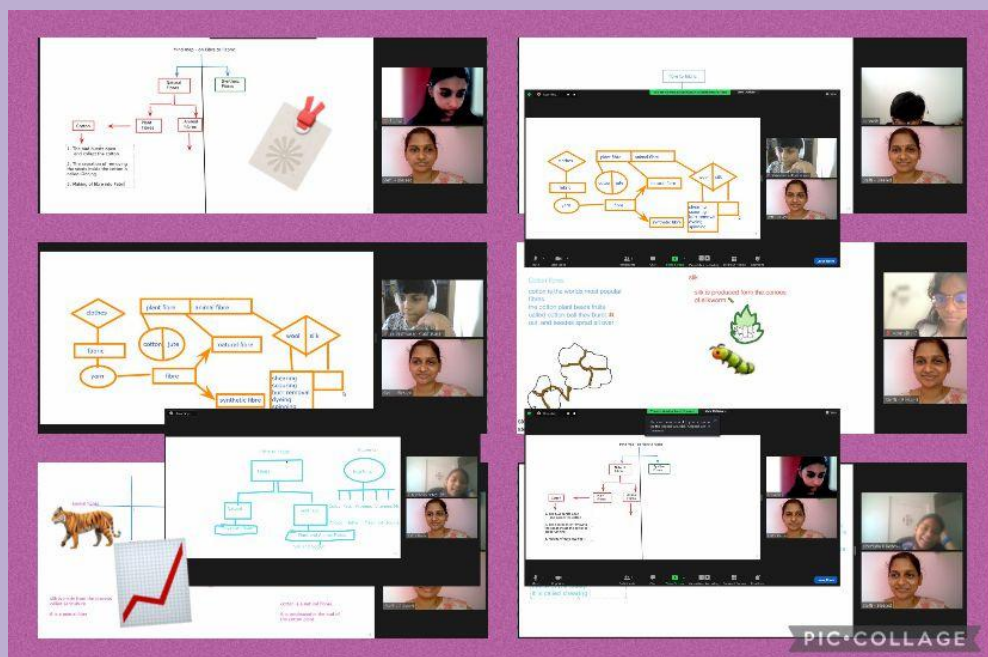
The pictures depicted by the students show that they are aware of the struggle of the freedom fighters, and they understand the value of freedom.



## Revision in Breakout room!!!

### Samyak (Grade 6 CBSE Student)

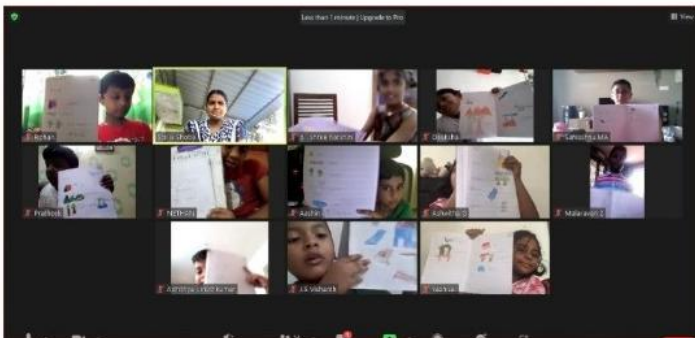
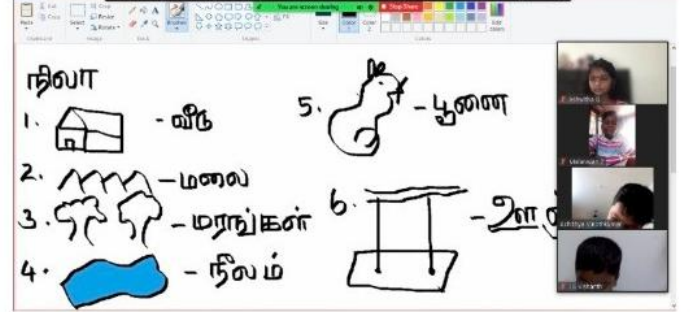
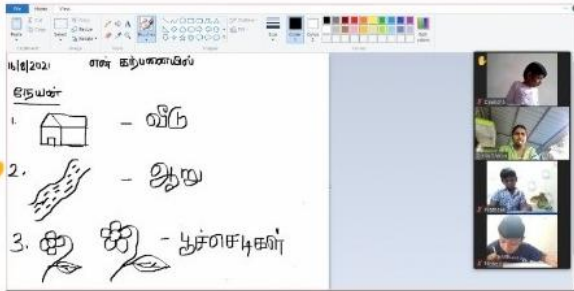
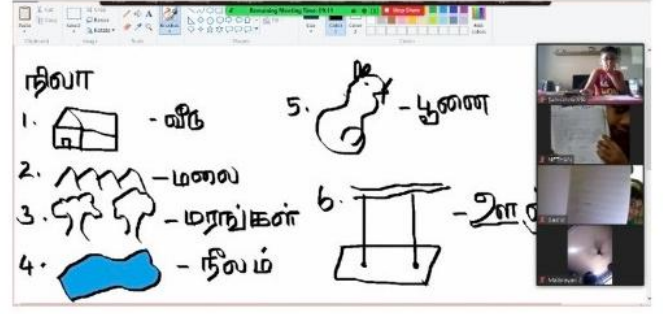
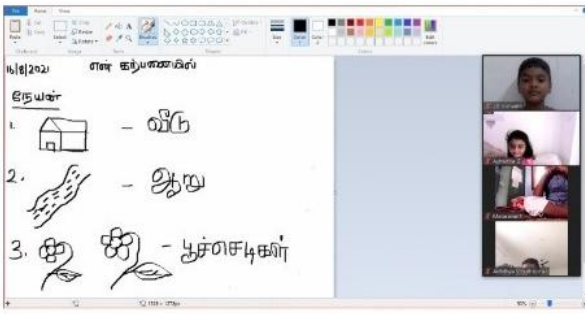
One of the exciting features of online teaching is the break-out room. Yes, breakout rooms enhance our individual learning and group activity. It might be contrasted but it does it. As we are into revising the learned concepts, we integrated the learned concepts with mathematics in creating shapes and connected the shapes to create a flow chart and mind map. Each one of us was given a breakout room to create a chart on fibers. This activity was fun as we showcased our creativity on the whiteboard and then presented the same in the main meeting room. We were able to insert pictures, graphs to make the chart clear and presentable.



# தலைப்பு - என் கற்பனையில்

Ms. Stella Shoba (Tamil Educator)

இரண்டாம் வகுப்பு பாடப் பிரிவில் 'என் கற்பனையில்' என்ற பாடம் தமிழ் ஆசிரியை திருமதி. ஸ்டெல்லா ஷோபா அவர்களால் மாணவர்களுக்கு நடத்தப்பட்டது. மாணவர்கள் பாடத்தை நன்கு கற்று தன்னுடைய கற்பனையில் அவர்களாகவே தங்களுடைய வீடு மற்றும் அதனை சுற்றியுள்ள பகுதிகள் எப்படி இருக்க வேண்டும் என்று தன் கற்பனைகளின் மூலம் அழகாகவும், மிக நேர்த்தியாகவும் வண்ணமிட்டு வரைந்து காண்பித்தனர். அந்த வரைபடத்தில் தன் வீடு அருகில் மரம், பூக்கள், அருவி குளங்கள், குளத்தில் மேய்யும் வாழ்த்துக்கள், வீட்டு விலங்கான பூனை, விளையாடுவதற்கு ஊஞ்சல், சறுக்கு மரம், தன் வீட்டிற்கு ஏற்ற வண்ணம், என தன் கற்பனைகள் கொண்டு வரைந்து தன் திறமைகளை காண்பித்தனர். வகுப்பில் கற்றல், கற்பித்தல் மட்டும் நிகழாமல் மாணவர்களின் படைத்தல் திறன் மற்றும் கற்பனை ஆற்றல் வெளி கொண்டு வரப்படுகிறது இவ்வாறு வகுப்பறையில் கற்றல் சூழல் இனிதாக நடைபெற்றது.





# एकीकृत कक्षा

Ms.Seema (Hindi Educator)

कक्षा 4 के EVS कक्षा में छात्रों ने हमारा भारतवर्ष के विषय में विस्तार में जानकारी प्राप्त की, उस जानकारी को एकीकृत कक्षा के माध्यम से हिंदी कक्षा में भारत के बारे में छात्रों ने अपने सहपाठियों के साथ अपने विचार साझा किए। इस चर्चा का उद्देश्य दो अलग-अलग विषय को एक साथ जोड़कर छात्रों की वैचारिक क्षमता का विकास करना था। छात्रों ने भारत की भौगोलिक संपदा, प्राकृतिक सुंदरता तथा समृद्धि के विषय में जानकारी प्राप्त की।

PPT पर चर्चा के द्वारा छात्रों में भाषा के व्यावहारिक प्रयोग पर विशेष पर ज़ोर दिया गया।



## Video Podcast

Ms.Shiny Shajil (Activities Coordinator)

The 10th graders had an information-brimmed session where they watched a Podcast on Ecological succession. The podcast was so informative that they were able to successfully apply their understanding by identifying ecological successions seen in different ecosystems in India.





# 75th Independence Day 2021 Highlights

Ms. Bhahini.D (Grade 1B Homeroom Educator)

Independence Day is celebrated on August 15 every year to commemorate India's freedom from British rule in 1947. The Indian independence movement was a great movement by various people from nooks and corners of the country. They had sacrificed their blood and soul for the independence of our country. There are numerous freedom fighters in India who have fought against British rule.

On this prestigious day, our Billabongers proudly presented some programs through which they expressed their patriotism. The program started with the Flag hosting on our school campus. Then, the significance of Independence day is expressed verbally. Continuing with that students sang a beautiful song in which they extracted every drop of love towards our country. After that it was a pleasure to our eyes, the movement of the body in a rhythmic way explaining about our different traditions and culture around our country is simply an emotion of how vast and historic place our country is.

The show got fulfilled when Ms. Asma Nainar gave some words about the celebration and also praised our freedom fighters of their sacrifice for our wellness. The celebration came to end with satisfaction in the heart that beholds our responsibility towards our country.





# Creating magic through Art

Ms. D.Shalini (Visual arts Facilitator)

This week the students of across grades had some artistic fun by creating art work to celebrate the Onam festival.

