

Cherries

The Official Newsletter of Billabong High International
School - Kelambakkam
CBSE Affiliation No.1931190
15 AUGUST 2021 - ISSUE 137

Happy 75th Independence Day



BILLABONG HIGH
INTERNATIONAL SCHOOL
KELAMBAKKAM
CBSE Affiliation No. 1931190

Independence Day Activity

Ms. Ayesha (Junior KG Educator)

May the Indian Flag always fly higher and we celebrate this significant day each year with great pride, joy, and happiness. It's very important to teach our children the value of our nation and never forgot the sacrifices done by our freedom fighters. We nursery and Junior Kindergarten expressed our love for the nation through a beautiful artwork also learned the importance of this special day.

Happy 75th Independence day wishes to all from our Nursery and JR KG Students!!



This issue:

Independence Day Activity

PAGE 1 & 2

Virtual Birthday Celebration

PAGE 03

Teaching and learning
activities

PAGE 4 -7

Grandparents day
Celebration

PAGE 7

Magic through art

PAGE 09



Senior KG Independence day celebrations

By Senior KG Educators

These days kids hardly know about our Independence and the struggle our people went through to attain it. However, we can use this Independence Day as the perfect opportunity to impart knowledge in fun ways and prepare our kids to be responsible citizens for the future of India. We had a colourful Independence Day celebration in our Senior KG class. Children were dressed up in traditional Indian Attire and they spoke about the state which they are representing. They also made a tri-color flower as an independence day activity. Children winded up the session by giving a promise of activities they will do independently.



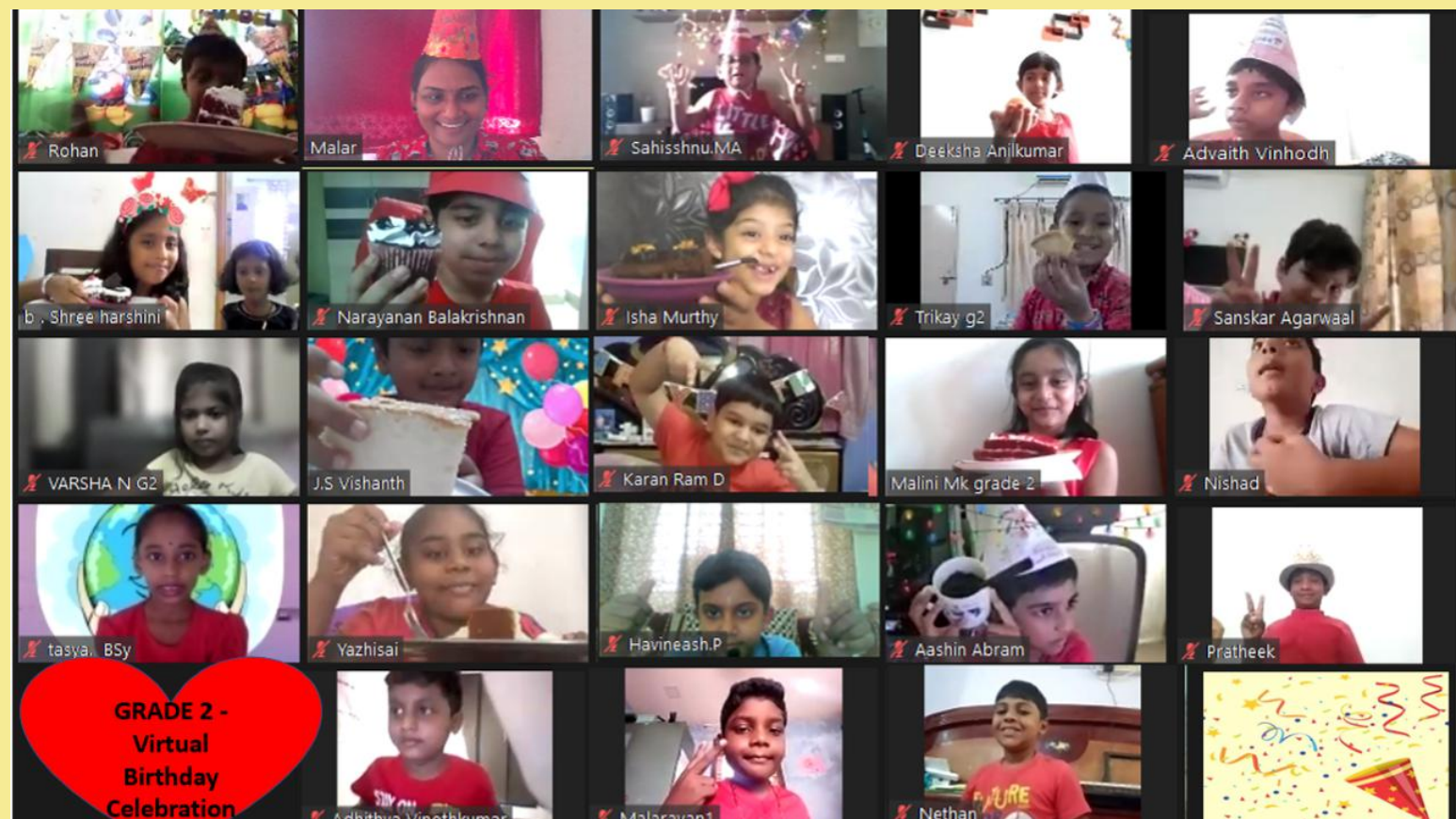
Virtual Birthday Celebration

V. Adhithya (Grade 2 Student)

The birthday parties were first celebrated in Egypt. The people surrounded the castle to protect the newly crowned king. They eat cake and they danced to the music. That's how the birthday parties began to be celebrated. We all grade 2 students decided to celebrate Our Mabel's birthday virtually which was held on 12th August. We all wore a red dress which is Mable's favorite colour. We all wore birthday hats, and we took photos. We all sang the birthday song. We ate cakes and played the games like Guess Who Am I?... The party was fun, and the best part of the party was I enjoyed playing games with my classmates.

Malini Muthukumaran (Grade 2 Student)

Birthday is a very special day for all. We the second graders learned the history of birthdays and how birthdays have been celebrated around the world... Also, enjoyed the birthday celebration of our literature story character Mabel's Birthday virtually. We wore the red colour party wear dress and birthday hat. A few of my friends decorated their house with red colour decorative materials and balloons. We sang songs, ate cake, and played virtual games too. Mabel's birthday was very special to me. I liked the online birthday party most with a piece of cake. It's a new technique to celebrate a birthday party when you are far away.



Know Your Leaders

**Ms. Ranjani & Ms. Priya
Nicholas (Grade 3 educators)**

Patriotism refers to the passionate love one has for their country.

This virtue pushes to citizens of a country to work for their country selflessly and make it better. A truly developed country is made up of true patriots.

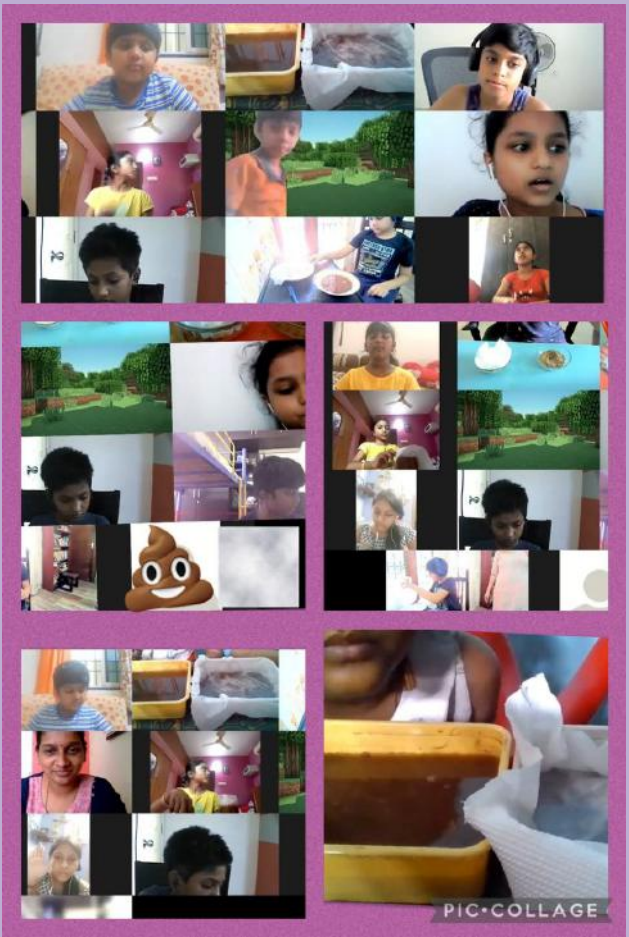
In other words, patriotism means keeping the country's interest first and then thinking about oneself. Patriotism can be specifically seen during times of war. Moreover, it helps in building the nation stronger. Yes, this week our grade 3 students discussed our true patriots (Freedom fighters) who were the pillars behind our Independence India. They were grouped into teams and were asked to get into breakout rooms where the discussion happened among their peers. They gathered various information about the freedom fighters and then shared it with the entire class. The session was very useful, wherein our learners got a chance to explore our freedom fighters.



Experiential Learning

Aparna K, (Grade 5 CBSE Student)

Experiential learning is an active process that engages the learner, not a passive process that happens to the learner. In ‘experiential learning’ the experience provides the platform for learning, the careful analysis and reflection of the experience develops the learning. As a part of multiple assessments, we did an experiment on soil erosion. How the soil is being eroded? We deeply analyzed and concluded our observation in a form of a presentation. This activity gave an insight into soil erosion. This experiment was done with a box of sand, water, and tissue. The water acted as an agent of soil erosion; tissue observed the water protected the soil from getting eroded. This activity ignited the spark of learning.



தமிழ் பட்டிமன்றம்

Mr. Sathianandham M (Tamil Educator)

வணக்கம் தமிழ் ஆசிரியர் திரு சத்தியானந்தம் அவர்கள் தமிழ் பாடப் பிரிவில் எட்டாம் வகுப்பில் உள்ள மாணவர்களின் தனித்திறமையை வெளிப்படுத்த ஒரு பேச்சுப்போட்டி வைக்கப்பட்டது. அதில் ஏன் தமிழில் படிக்க வேண்டும் என்ற தலைப்பில் மாணவிகள் மிக அழகாக குறிப்புகளை சேகரித்து தமிழ் வகுப்பில் நான்கு நிமிடங்களுக்கு மிகாமல் மிக அழகான தமிழ் உச்சரிப்பால் பேசினார்கள். இதற்கு 5 முதல் 10 - ம் வகுப்பு வரை கவனித்துக் கொள்ளும் ஒருங்கிணைப்பாளர் திருமதி சந்தியா வரலாறு ஆசிரியர் அவர்கள் இதற்கு தலைமை தாங்கினார்கள். மாணவிகள் சிறப்பாக பேசி முடித்தவுடன் அவருடைய சொற்பொழிவு இருந்தது. மாணவிகள் எப்படிப் பேசினார்கள் என்பதையும் இன்னும் அவர்களின் திறமைகளை எவ்வாறெல்லாம் வளர்த்துக் கொள்ள வேண்டும் என்றும் அழகாக தமிழிலேயே மாணவிகளுக்கு அறிவுரை கூறினார்கள். இதைக் கேட்டதும் மாணவியருக்கு மிக்க மகிழ்ச்சி அடுத்த முறை இன்னும் தங்கள் திறமைகளை வெளிக்காட்டுவோம் என்று உறுதி கூறினார்கள் இவ்வாறு தமிழ் பகுதியில் சிறப்பாக நடந்து முடிந்தது.




Burger Vs Layers of Soil

Jiya & Nithya (Grade 8 Students)

The burger was discovered by Louis Lassen. I wonder whether he was studying the layers of soil whilst eating a slice of bread because the burger just resembles the layers of soil. Just like the burger the soil is made up of layers. It consists of 4 different layers known as the topsoil, subsoil, weathered rock, and bedrock. This drawing activity made us understand the layers of the soil.

We learned about how the soil was formed and the layers of soil in detail. We also did a fun activity on this where we had to draw a burger and layers of soil and give an analogy between them.



Cradle to Grave

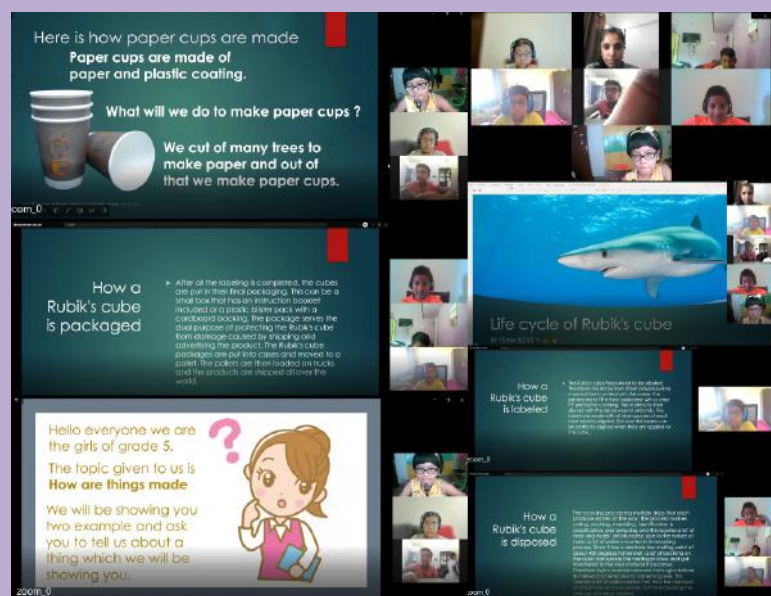
Ms. Padmapriya Sreeram (CAIE Coordinator)

'Life is a cycle of ends and starts' ~ Merk Webber

As part of a reflective session on the product life cycle, our fifth graders demonstrated their understanding of the stages that every product goes through, from being introduced into the market until it's taken off the shelves.

This group activity saw the boys and girls teaming up with their friends and research in-depth on a product of their choice. While the boys' selected the Rubik's cube, the girls went with paper cups & soft toys.

The presentation was a riot as the children showcased their comprehension of the material acquisition that goes into making the product at its disposal. After the presentation, the learners also discussed ways to care for the environment and opined that it is essential to recycle products. The session concluded with the students thinking about where materials in everyday products come from and learned that knowing about product life cycles can help us make decisions that reduce waste and pollution.



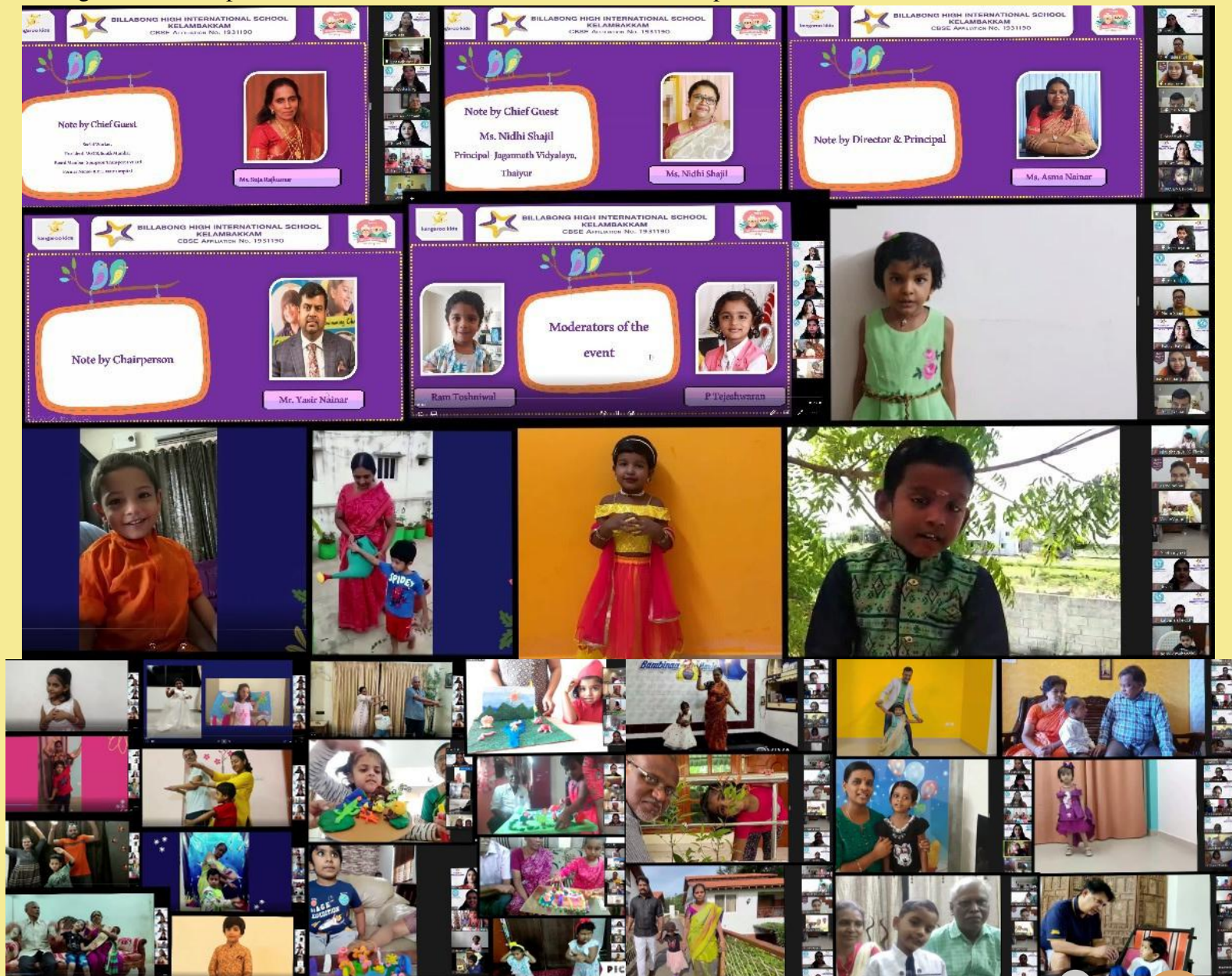
GRANDPARENTS DAY CELEBRATION

Ms. Sivaranjani S (KG-Educator)

“What children need most? Yes! the essentials that grandparents provide in abundance. They give unconditional love, kindness, patience, humour, comfort, life lessons. A child needs a grandparent to grow a little more securely into an unfamiliar world.”

The exemplary performance of the students on various activities like an art gallery, songs, dance, ramp walk, storytelling, rangoli & plant saplings the entire show left everyone spellbound with cheerful faces. The icing on the cake was the performance by the tiny tots on the spot activities like fun with playdoh, fireless cooking, fun shopping, makeup & mehndi with their family members which made everyone glued to their screens and see the innocent faces expressing their heartfelt thanks for all the love received by the grandparents.

Ms Suja Rajkumar (former nurse turned social worker) & Ms Nidhi Shajil (Principal of Jagannath Vidyalaya, Kelambakkam) was the chief guest of the event. The triumph was possible by the relentless efforts of our Distinguished chairperson Mr Yasir Nainar, Director and Principal Ms Asma Nainar.



Creating magic through Art

Ms. D.Shalini (Visual arts Facilitator)

This week the students of grades 1 and 4 had some artistic fun. Read on to know more about what they did-

GRADE 1- INDIAN NATIONAL FRUIT

Students composed mango pop art by demonstrating vibrant colours.

GRADE 2 -NATIONAL ANIMAL TIGER

Students composed cartoon tiger art.

GRADE 5 -LOTUS PICHWAI ART (OUR NATIONAL FLOWER)

Students explored Pichwai art and demonstrated the lotus pattern art.

