



Cherries

The Official Newsletter of Billabong High International
School - Kelambakkam
CBSE Affiliation No.1931190
25 OCTOBER 2020 - ISSUE 101

Choo...Choo...Choo...

Ms. Devi (Nursery Educator)

Which child doesn't love train- the shapes and its outcome was based activities? Yes, all love it. found really interesting for In fact, this train activity teaches children and they enjoyed it well them shapes. Our theme for this step by step right from the chimney month is about vehicles and to the coaches and the wheels. different modes of transportation. Children were so happy in We made our shape train exploring and identifying shapes including all the basic shapes like and loved to see those shapes put circle, square, rectangle, and together to form their own train. triangle. We used different colour papers for



BILLABONG HIGH
INTERNATIONAL SCHOOL
KELAMBAKKAM
CBSE AFFILIATION No. 1931190

This issue:

Train activity
PAGE 01

Milestone Celebration
PAGE 02

Virtual Dandiya Masti
PAGE 03

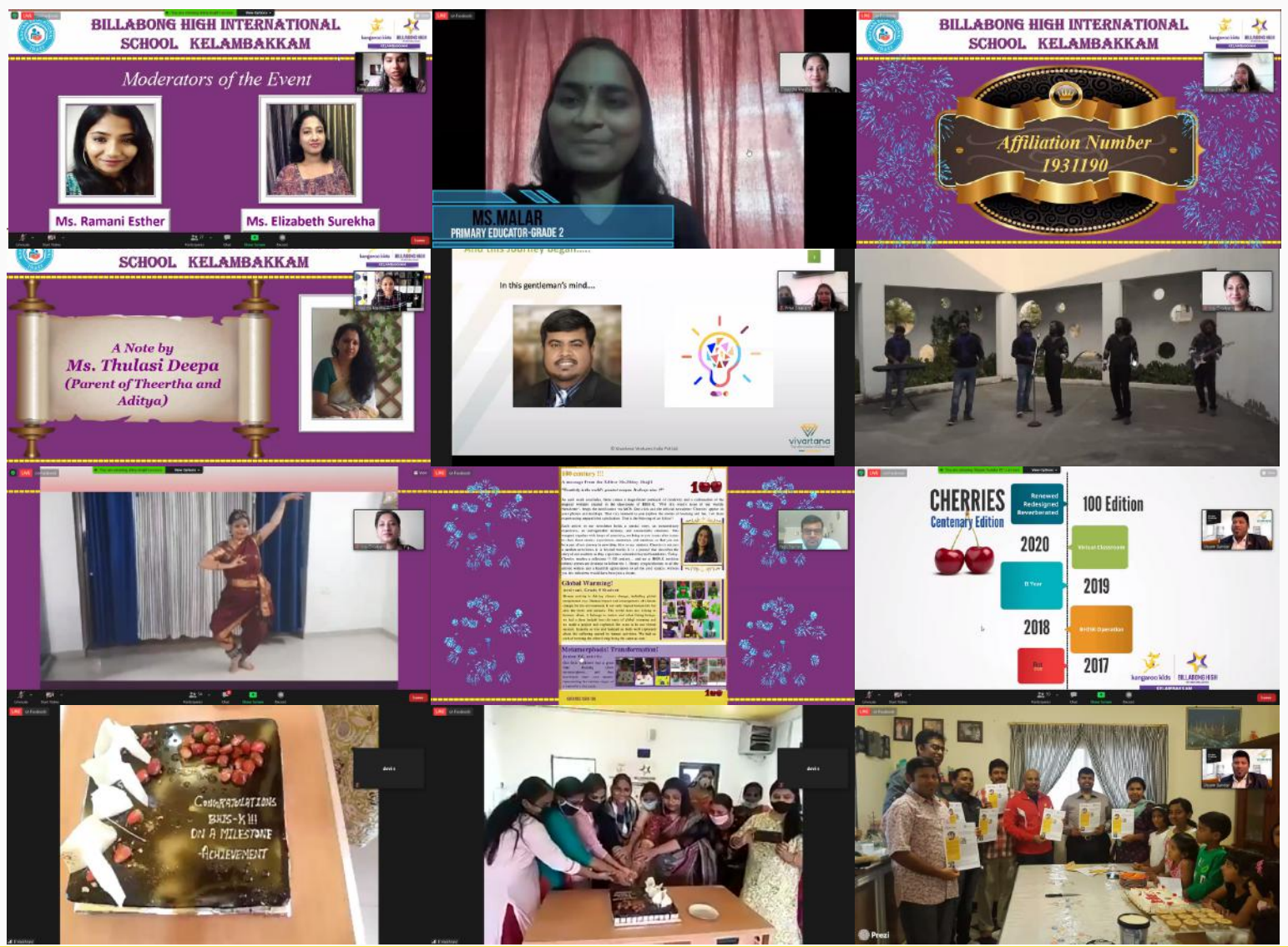
Virtual Lunch and Science
PAGE 04

Biology and some facts by
Eco Club
PAGE 05

A Milestone to remember and cherish !!

- Ms. Shiny Shajil (Activities Coordinator)

17th October 2020 will be an important date in the history of our school as we celebrated a dual milestone both virtually and on our campus. The much-awaited celebration was hosted by our in-house literary talents Ms.Elizabeth and Ms. Ramani Esther. The programme saw the presence of our Chairperson Mr.Yasir Nainar, Principal Ms.Asma Nainar, Chairman of Vivaartha Mr.Cyril Anand, and board member Mr.Shyam along with our parent representative Ms.Thulasi. The programme began with a testimonial video by the A team of BHIS-K as they reminisced the process and hard work that went behind acquiring the CBSE Affiliations. Following this, the CBSE affiliation number was revealed by our Principal Ms.Asma Nainar. Mr.Cyril Anand through a techy presentation showed how the heart and the brain led to a brilliant reality such as BHIS-K. Ms.Thulasi, Mother of Theertha (Grade 9) shared her joy on behalf of the parent community as our school obtained the CBSE Affiliation. The cherry on top was the spectacular music performance by our Music Educators Mr.Paul Dawson and Mr.Sundarpandian. Adding flair to their music show was our Dance educator Ms. Kiruthika who did a semi-classical performance on the virtual platform. What followed was the start of the second celebration, - Cherries turning 100 !!! A walk through memory lane and the reveal of the 100th issue by Yasir sir created an everlasting memory for the viewers. Mr.Shyam of Vivartha shared his take on Cherries through a spectacular presentation. The father of Saurav (Grade 7), Mr. Ravichandran shared his views on the newsletter. Adding a pleasant conclusion to the ceremony, Mr. Yasir Nainar expressed his delight in achieving the milestones and promised to provide the best to the students and parents.




Virtual Dandiya Masti.....

Ms.Savitha Kodakkat (Primary School Educator)

It's a festive time and the primary wing at BHIS-K celebrated the Dussehra festival with great pomp on Friday,23 October. All the students, from grades 1 to 4 were in a full festive mood and enjoyed dancing to the tunes of Garba songs. The co-scholastic teachers Ms.Kiruthika, Mr.Paul Dawson & Mr. Sundarapandian added more colour to the celebrations with their dance and music. Our music educator Mr.Paul taught the kids different versions of musical beat and students sang and danced to the tunes.

Students came up with innovative ideas and a few made colourful Dandiya sticks. They enjoyed the Navratri celebrations to the core. The students were all dressed up in their vibrant outfits. They loved dancing to the tunes of Bollywood songs and it was a unique Virtual experience for the students as well as the teachers !!



Lunch with my Munchkins

Ms.Aishwarya Menon (Grade 1 Educator)

“Children learn best when they like their teacher and they think their teacher likes them.”- Gordon Neufeld

To break the monotony of the virtual classroom and have my kids feel the energy and enthusiasm of a real classroom, I decide to have lunch with my munchkins, and to my amazement, my entire class had their lunch packed and was ready @12:30 sharp. Some of the children had a traditional meal set

up with banana leaf and full course servings whereas, some of them had a picnic lunch. Some of our students were on vacation and despite that, they joined the lunch with their family from their vacation spot. One of the students had Kanya pooja at home in connection with the Navaratri celebrations and our whole class witnessed the festivities. It so happened that it was one of the student’s birthday today and we celebrated his special day by singing songs and cutting a cake. After lunch, we all swayed to the music of “I like to move it move it.... From the movie Madagascar”. Children were so pumped up and had a great time with their friends. Though it was a virtual luncheon, we all felt that we are in our classroom having lunch together. My computer screen was blinking with beautiful smiles and lovely kisses from my students. What else would a teacher need than those smiles and kisses?



The Science behind Laundry

Grade 8 Biology Activity

Enzymes have been used to improve the cleaning efficiency of detergents for more than 35 years, and are now amongst the most valuable ingredients of granular and liquid detergents, stain removers, and industrial cleaning products. Our 8th graders were in understanding this, as they went on a hunt to find the agent that helps to keep their clothes clean. This quest led them to a destination where they understood the importance of a protein such as an enzyme in making the work of a detergent quite efficient. The session was an eye-opener as they understood that small things could make huge impacts on life.

Could you find a detergent in your home and read the content present in it?

BILLABONG HIGH INTERNATIONAL SCHOOL

A screenshot of a virtual meeting slide. The slide has a white background with a large image of a yellow and white bottle of Tide Purclean detergent in the center. Above the bottle, the text reads "Could you find a detergent in your home and read the content present in it?". To the right of the bottle, there are three small video feeds showing students. At the bottom right of the slide, the logo for "BILLABONG HIGH INTERNATIONAL SCHOOL" is visible. The slide is part of a presentation, as indicated by the "You are screen sharing" and "Stop share" buttons at the top.

Art and Biology

Grade 9 Biology Activity

Summarising what one has learned can be done by words, actions, and even art. Our 9th grader Saathvik was prompt at summarising an important element in the vascular bundle through art and words. He set out to use the annotation tool and was soon seen drawing the parts of the phloem and mentioning details about it. This plenary was indeed a wonderful way to summarise his learning for the day.


Plenary

You are screen sharing Stop Share

DRAW IT !!!

Mouse Select Text Draw Stamp Spotlight Eraser Format Undo Redo Clear Save

Phloem Structure



Sieve Element

companion cell

Contains cytoplasm but no nucleus

it helps in transporting sucrose and amino acids

shiny shajil

Saathvik Vijaykrishnan

Saathvik Vijay...

BILLARONG HIGH

Did you know ???

- By the ECO Club

1 Sea Sponges have no head, mouth, eyes, feelers, bones, heart, lungs or brain, yet they are considered as a living thing.



2. The heart of the shrimp is located in its head

3. The noisiest insect in the world is the Cicada (male) which can be heard 400 m away.

4. Platypus and Echidna found in Australia and New Guinea are the two mammals which lay eggs. Hence they are called Monotremes or Prototherians (first mammals).



5. Camel is a pseudo-ruminant as it has only three compartments in its stomach unlike the ruminants (cow, goat, deer) that have four compartments.

