



Cherries

The Official Newsletter of Billabong High International
School - Kelambakkam
CBSE Affiliation No.1931190
20 FEBRUARY 2022 - ISSUE 160

We Love Baking



BILLABONG HIGH
INTERNATIONAL SCHOOL
KELAMBAKKAM
CBSE AFFILIATION NO. 1931190

Ms. Shahana (Nursery Educator)

When we talk about a birthday party or any such celebration, the first thing the kids have in mind is Cake. Every child has a special sweet tooth for cakes. Children have special affection for chocolate and sweet dishes. Cakes filled up with loads of chocolate, whipped cream and icing is their favorite. This week Our little ones cooked their favorite cakes this week, and their joy knew no bounds when they saw how lovely their cakes turned out.

This issue:

Little Bakers

PAGE 01

A Day with Daddy &
A Pop quiz

PAGE 02

Rocket Launch
PAGE 03

Adverb Flower
PAGE 04

Art Corner

PAGE 04 , 05 & 06



A Day with Dad at Junior KG

Ms. Sivaranjani. S (Jr. KG Educator)



Dads are the most ordinary men turned by love into heroes, adventurers, storytellers and singers of songs. This week, our Jr. KG students had a special day as they joined the class along with their fathers. It was the most memorable and fun-filled day with loads of activities like physical exercises, clay modelling and finally, dancing to cheerful tunes. It was mesmerizing to see our super kids enjoy the day with their super hero dads.



Manage the Waste!

Khenisha. K (Grade 6)



Today, we talk about Waste! What do you know about waste? Well, there were 3 teams to tell us that. Team 1 talked about Waste Management and how to segregate it in different ways through a video and had a Pop Quiz following that! Did you know that there are 4 bins to recycle things? Plastic is used for the plastic bins, metal for the metal bins, and compost, which is Biodegradable waste like banana peels, is used for organic bins. Last but not the least, glass objects belong in glass bins. The 2nd team was talking about 'biodegradable waste' with some help of course! The 3rd team was talking about the 'non-biodegradable waste' with the help of Mickey! That's right, Mickey Mouse! They too had a quiz, but it was a tie. Everyone enjoyed themselves. All the teams showed off their talent and creativity.



Thrilling Rocket Launch



Ms. Ardra (Sr. KG Educator)

Our students of Senior KG are eagerly learning about space and correlated topics each day of the month. As they knew that they were going to launch a rocket with balloons as an experiment, they were super thrilled and excited to do it. They discovered many simple things like the more air stored, the farther up the balloon travels and vice versa which is applicable to the rocket launch as well. The learning process was astonishing and filled with joy, which as teachers, we could feel while teaching our little ones.



I Know my Currency

Ms. Kirtica C.R (Grade 1A), and Ms. Bahini. D (Grade 1B)

Learning about currency at a young age is really important. Our learners from Grade 1 had a lesson about currency in Math. They were really excited to know about the evolution of money in our world till the modern age. This includes digital currency as well as Cryptocurrency. To make the learning live, learners were advised to bring different countries' currencies to the class. As advised, the students bought their collections of currencies from their parents and some from their own piggybanks too. Then they got into their Zoom breakout rooms to share their experience from where they got the currency. Everyone there loved to show their currencies as well as confidently exhibited their knowledge about the same.



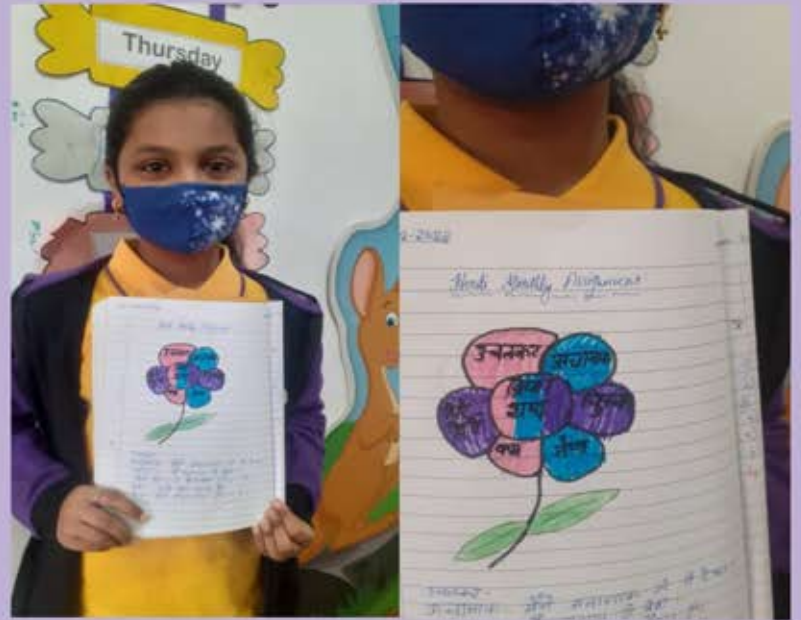
मेरा क्रिया विशेषण का फूल

नाज़मिन, कक्षा- 5 (Nazmin, Grade 5)

हमारी शिक्षिका ने क्रिया विशेषण शब्दों के विषय में पढ़ाया। हमने जाना कि जो शब्द क्रिया की विशेषता बताये हैं, वे क्रिया विशेषण शब्द कहलाते हैं।

इन शब्दों को याद करने के लिए मैंने एक फूल बनाया और यूएस फूल की पंखुड़ियों में क्रिया विशेषण शब्द लिख दिए तथा उनसे वाक्य रचना भी की।

इस प्रकार मैंने क्रिया विशेषण शब्द सीखा।




ART CORNER



Grade 2: Australian Aboriginal Art

The students of Grade 2 explored about the Australian continent and reflected on their learnings in the Art class by composing Australian Aboriginal Dot Art. The students learnt pointillism techniques and demonstrated Aboriginal art using Ear buds. They felt happy and relaxed while composing this art





Grade 3: African Tribal Owl Art

The students of Grade 3 learnt about African tribal patterns and demonstrated the patterns by composing African Tribal Art.



Grade 6: Positive and Negative Space Art



Grade 8: Paper Doll Art



Ms. Shalini. D (Art Educator)