



# Cherries

The Official Newsletter of Billabong High International  
School - Kelambakkam  
CBSE Affiliation No.1931190  
**19 NOVEMBER 2022 - ISSUE 190**

## Physician Visit

Ms. Sivaranjani S (Nursery Educator)



Dr. Deepa Hemanathan visited Nursery class this week and discussed about basic everyday routines with the children . The session was very interactive. She described how to wash hands properly in five steps. Also Dr. Deepa explained how the kids should keep their body healthy and strong by eating more healthy foods and impacts of poor hygiene and consuming more junk foods. Kids were shown different medical equipments. Also, our little ones presented their token of love by making a handmade thank you card. Once again, we kindergarten team , thank Dr. Deepa Hemanathan for this wonderful session.



**BILLABONG HIGH**  
INTERNATIONAL SCHOOL  
**KELAMBAKKAM**  
CBSE Affiliation No. 1931190

## This issue:

Physician Visit

PAGE 01

Find the Interjection & Geometry

PAGE 02

Lab Activity & Train the Brain

PAGE 03

Cherries Fun Time

PAGE 04 & 05

Bookmark Activity & Math Corners

PAGE 06

Heritage Quiz

PAGE 07

Project Veer Gatha

PAGE 08

From the Window of Hindi

PAGE 09

Children's Day Activity

PAGE 10,11,12,13,14,15,16,17,18,  
19 & 20





# Find the Interjections

Ms. Preethi I (Grade 6 English Educator ,BHIS)



Our students were made to play the game, “Find the Interjections in the Box”. The students had to first learn what interjections are and their correct usage. After which, students were made to find the first interjection in the crowd. Once the interjection was found, everyone was supposed to express the interjection out loud along with the correct facial expressions. For example, the first interjection they had to find was ‘hurrah’. Once they had circled the word, the whole class of 20 went, “HURRAH!”. It was delightful to see the students having so much fun and learning at the same time. The fun did not stop there. They went on to give their own examples of where the interjection could be used. The activity forced the students to understand what they were learning and make use of other skills like, vocal skill, drama skill and linguistic creativity



## Practical Geometry

Ms. Kamatchi (Grade 7 Math Educator ,BHIS)



Paper folding activity is an art form that helps children to develop their math skills. Children drew a line parallel to a given line through a point outside the line by paper folding method. In a rectangular sheet, they drew a line  $l$  and marked a point  $P$  outside the line. Then they folded vertically to get a perpendicular line. Again, folded along the same crease horizontally about the point  $P$ . Darkened the horizontal crease using pencil and labeled it as  $m$ . This line  $m$  is parallel to line  $l$ . They also verified the properties of angles formed when two parallel lines are intersected by a transversal.





# Lab Activity

V.Sanjay Grade 8 CBSE



The entire subject revolves on the day we spent in a lab studying sound and its vibration. Luckily, we went to the lab. Me, Kavin, and Lohith travelled to the lab with Sir Singaravelan, who organised the activity. After that, we all went to a tuning fork, which was cool. The first thing we did was to test it using a rubber stick to create vibration. We could see the vibration with our naked eyes, and depending on the size of the tuning fork, we could hear a higher or lower sound. Then, we kept the vibrating fork close to the bob to count the number of oscillations it would take using a timer. Our teacher counted the oscillations. Additionally, Swathi instructed on this by engaging us in this activity, and Bhavya Ma'am was the final person to inspect and enquire. Following this, we once more experimented the vibration using various tuning fork sizes. After this, we finally recognised that sound flows across media in the same manner, even in tuning forks. We also realised that frequency varies depending on length.



## Train the Brain Activity

Ms. Jalaja Ganesh (Humanities HOD, MBIS)



"Physical activity can help you think better, learn more, solve problems, and maintain emotional balance. It can help with memory and anxiety or depression."The topic was Memory skills - There are numerous strategies that can effectively improve memory, enhance recall, and increase retention of information. The session focused on memory and concentration exercises for the brain, as well as Mid-brain Activation Techniques. Our Principal Ms.Asma Nainar, Academic Co-ordinator and Physics faculty Ms. Manjula and I were part of this activity. The activity began with the briefing of Brain exercise and its uses. Our Principal ma'am initiated the first Brain exercise, which was observed and repeated by Grade 9 students. The students thoroughly enjoyed the session by repeating 5 to 6 Brain exercises demonstrated to them.





# Cherries - Fun Time

Ms. Praveena (Middle School Coordinator, BHIS)



## 1. Seeing Double

There are 5 differences between picture A and picture B. Can you spot them all?



## 2. Confusing Colours

How many words in the picture below have the correct matching colour?


RED ORANGE YELLOW GREEN  
GREEN RED ORANGE BLUE  
YELLOW ORANGE GREEN BLUE  
BLUE YELLOW RED GREEN  
ORANGE BLUE RED YELLOW

## 3. Matching Marbles

Jack has a bag filled with 5 red marbles, 5 green marbles, and 5 yellow marbles. Without looking, what's the fewest number of marbles he must pull out of the bag to guarantee that he gets at least two marbles of the same colour?

## 4. Perfect Fit

Which shape fits perfectly into the white area?



## 5. School Subjects

How many school subjects are there in the grid below? One of them has been found for you.



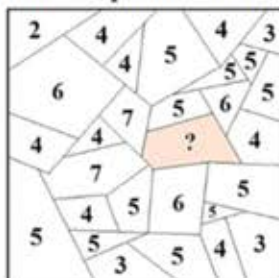
## 6. Scrambled Vegetables

What do you call two vegetables that are very good friends? Unscramble each word to reveal the answer in blue!



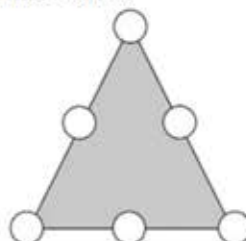
## 7. Numbered Shapes

What number should go inside the shape with the question mark?



## 8. Triangle Sum

It's possible to put the numbers 1 to 6 only once in each circle so that all sides add up to the same value. What is this value?



## 9. Word Seesaw

If both vowels and consonants weigh 1 kilogram, which word (A, B, C, D) balances the scale?



A) UP B) DOWN C) LEFT D) RIGHT

### 1. Seeing Double




### 2. Confusing Colours

The answer is 2 words.  
The word BLUE in the third row, and the word ORANGE in the last row.

### 3. Matching Marbles

Jack needs to pull out at least 4 marbles. The first three can all be different colours (red, green, or yellow), but the 4th marble must be a match.

### 4. Perfect Fit



### 5. School Subjects

There are 7 school subjects in the grid.

1. History
2. Math
3. Geography
4. Art
5. Science
6. Music
7. Languages

### 6. Scrambled Vegetables



### 7. Numbered Shapes

The answer is "8" because its edges touch 8 surrounding shapes.

### 8. Triangle Sum

The value is 15. From the top circle going clockwise: 2, 3, 6, 1, 4, 5.

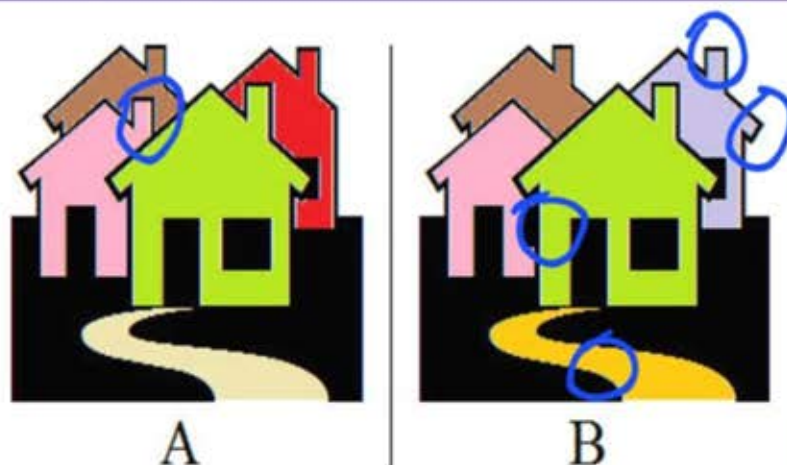
### 9. Word Seesaw

The answer is A) UP.  
On the left side:  
BOY = 3, CAT = 3, TOY = 3  
 $3 + 3 + 3 = 9$   
On the right side: CAR = 3, BATH = 4, UP = 2  
 $3 + 4 + 2 = 9$

### 33. School Subjects

There are 8 school subjects in the grid.

1. HISTORY
2. MATH
3. GEOGRAPHY
4. ART
5. SCIENCE
6. MUSIC
7. LANGUAGES
8. PHYS-ED





# Bookmark Activity

Ms. Tharini M (ICT HOD, MBIS)

Making important shapes with our own hands helps us to remember and register these shapes in memory forever. Our everyday internet searches in Google and Microsoft leads us to various search result but we perhaps don't bookmark them often. We students of Grade 5CAIE realize that to improve our online internet search efficiencies we should bookmark more often and to remember bookmarks in web browser such as google and Microsoft using paper. This activity helped the whole class to understand the use of bookmarks effectively after having experienced it online as a tab or button in the menu bar. We created unique bookmarks of different shapes, sizes and colour. All of us found this activity extremely fun and informative, thanks to our ICT educator Ms.Tharini. Activity based learning is indeed the most effective form of learning.



# Corners that makes Angles

Ms. Smrithi Sannvrithi (Grade 5 CAIE)



We students of Grade 5 CAIE learnt about different angles in a shape through an interesting and fun filled way. We were given cards of different angles that we learnt and registered while in class. Then we students went around our MBIS campus to explore and find the same angles in our school building. We studied the many walls, corners, sliding doors and so in our school building only to ponder and wonder that angles are everywhere and they are just not noticed but rather taken for granted. The class activity was fun filled and informative.





# Heritage Quiz

Ms. Sandhya (Senior School Coordinator, BHIS)



Appreciating the cultural heritage of our country is vital for ensuring the conservation of these national and international assets. These can be made possible only by knowing the value and importance of our past. CBSE conducts Heritage Quiz to inculcate liking and respect for the culture and tradition of our country. Our students of grade IX and X participated after days of learning on the Indian national movement, Heritage, great monuments, and famous personalities of our country. This is a great opportunity for the children to get exposure to various fields of learning apart from our regular subjects. Lavanya shares her experience. “We all participated in the Heritage quiz which was conducted by the CBSE. Our Social Science teacher Ms. Sandhya ma'am gave us this information about this quiz a month ago so that we can prepare. We took each state in India and the important Heritage in each state and took 5 important points based on it so that it will be easy to remember as the quiz was on 15th of November we prepared well. The quiz was actually very hard for me. Jiya and Vedhant (from grade 10) we all attended the quiz as a team we were given 40 minutes and we were supposed to complete 60 questions it was very challenging. We had many questions which was picture based where we have to identify the pictures. The quiz was very interesting, and we enjoyed while giving the answers and now we are so excited to know the results.”





# Project Veer Gatha Edition 2

Ms. Usha Anand (English Educator, BHIS)

Gallantry Awards have been instituted by the Government of India to honour the acts of bravery and sacrifice of the officers/personnel of the Armed Forces, other lawfully constituted Forces and Civilians. These gallantry awards are announced twice in a year on Republic Day and Independence Day.

To disseminate the details of acts of bravery and the life stories of these brave- hearts, our students of Grades 3 to 9 participated in different interdisciplinary and art-integrated activities like poem, essay writing, story writing, paragraph writing, painting, drawing, creating videos.



## हिंदी के झरोखे से....

कल्पना कुमारी विभाग अध्यक्ष (हिंदी)

“ हिंदी है भारत का अभिमान ,

दक्षिण हो ,पश्चिम हो सब मिलकर करें इसका सम्मान ।”

भाषा लोगों को एकता के सूत्र में बाँधने का एक माध्यम है ।

हमारे विद्यालय में हिंदी भाषा की महत्ता को ध्यान में रखते हुए

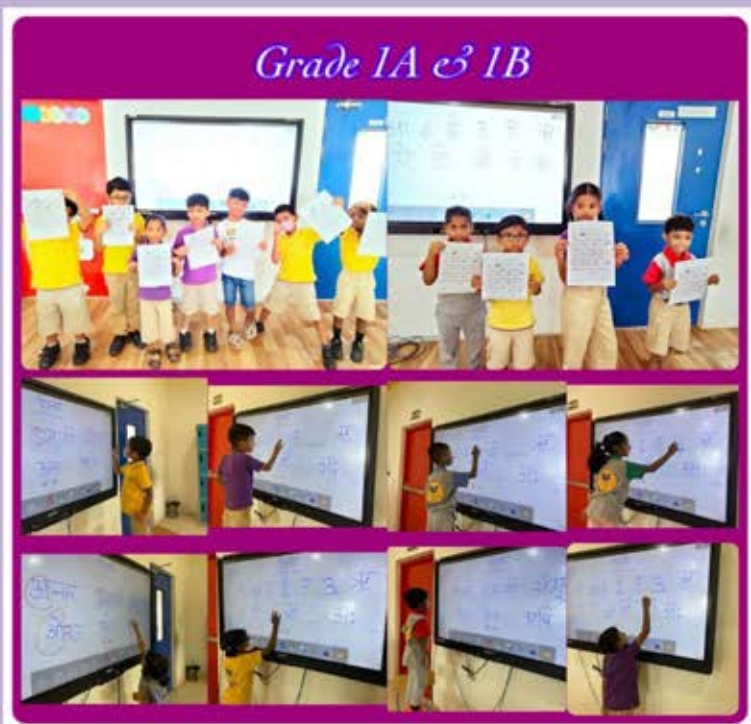

छात्रों को हिंदी सीखाया जाता है । आधुनिक शिक्षण पद्धति को अपनाते हुए छात्रों को लेखन कला ,साहित्य से परिचय और वैचारिक क्षमता में वृद्धि कराई जाती है ।

प्रकाशित चित्रों में यह देखा जा सकता है कि ईमेल लेखन को किस प्रकार छात्र ने गतिविधि के द्वारा सीखा । वर्णों को पहचानना और

उनसे शब्दों को सीखना सभी रुचिकर विधि के द्वारा सीखाया जाता है । छात्र हिंदी भाषा के प्रति अपनी रुचि दिखाते हुए बड़े ही रुचिकर पूर्ण तरीके के हिंदी भाषा सीखते हैं ।









# Children's Day Celebration at Kindergarten



The children of today will make the India of tomorrow. The way we bring them up will determine the future of the country- said Shri. Jawaharlal Nehru. To celebrate the innocence and purity of kids and to make them feel precious childhood. Our Kindergarten team organized various activities. The teachers were prepared to make the day even more special and filled with enjoyment. The day was commemorated with immense joy and enthusiasm. The celebration began with the morning prayer, and they learned about our first prime minister Jawaharlal Nehru and his affection for the children, also the day was organized with fun-filled activities like dancing, story watching, craft making, singing songs, etc. The teachers made Children's Day special for their children by encouraging them to make handmade colourful flower greeting cards & bright butterflies. The children were happy and excited to show the craft made by them. The tiny tots were overwhelmed and enjoyed the day with great joy and bliss.













# Primary Children's Day Celebration

Fun and Frolic set the mood for the day as students entered the campus with a lot of enthusiasm and eagerness to watch what had been planned for them on their special day. Students paraded the hallways in their colourful dresses and beaming smiles with an aura of innocence. The day started with class wise events planned by the class teachers and moved on to Children's day celebrations at Rayyan hall. The students enjoyed a variety of programs like songs, dance and a skit. They were excited to see their teachers take different roles and cheered them with all their heart. It is rightly said that wisdom comes only from innocence for it is this quality of a child which shines with an infinite light and has the ability to humble the adults in true reality!

A few glimpses of happiness that spread across grades in the primary wing on Children's day.

## **Grade 1A**

Children of grade 1A enjoyed the Party frock shoot, Avengers formation, Face painting and Filling water with spoon on their special day.

## **Grade 1B**

Grade 1B students had fun games like Zig Zag running as a part of Children's day celebration. Their excitement and enthusiasm was infectious and it left a lasting effervescence even at the end of the day!

## **Grade 2A**

Children enjoyed VIBGYOR colouring and made a paper fan with a unique message for each one of their friends. This craft activity added fun to their day.

## **Grade 2B**

Children are the best creations of god, they spread happiness in every season. We have to learn from the kids, the zeal and energy they have. On children's day they got to share their happiness in the form of snacks, dance, games, because they believe sharing is caring.

## **Grade 3**

The third graders had their share of fun by having a photo shoot with their teacher and by creating art!

## **Grade 4**

Chirpy children were all dressed up for the day and made fashionable entries, the day was highlighted with activities like mask making and quiz. They enjoyed the limelight and the program put together for them by the teachers.



























# Children's Day Celebration at Middle School

