



Cherries

The Official Newsletter of Billabong High International
School - Kelambakkam

CBSE Affiliation No.1931190

04 DECEMBER 2022 - ISSUE 192

Welcome to the World of Owls

Ms. Shahana (Junior Kindergarten Educator)



BILLABONG HIGH

INTERNATIONAL SCHOOL

KELAMBAKKAM

CBSE AFFILIATION NO. 1931190

Birds are fascinating creatures. They come in a variety of shapes and sizes. Some birds fly, while others do not. Our Junior Kindergarten students learned about the fascinating nocturnal raptors known as owls. They had a World of Owls day where they learned about the different species of owls, their unique characteristics, and their habitats. They went on an imaginary field trip to the bird sanctuary. They also enjoyed making an owl out of paper.

This issue:

World of Owls

PAGE 01

Senses Booth

PAGE 02

Little Oceanographers &
A Kindergartener's Note

PAGE 03

Extended Learning through Art

PAGE 04

Dream Catchers &
Reinforcement of Concepts

PAGE 05

Proud Little Edisons & French
Activity

PAGE 06

Creative Thinking

PAGE 07

Special Assembly

PAGE 08 & 09

Happy Classroom

PAGE 10

Art Corner

PAGE 11, 12 & 13



Sense Booth Day

Ms. Sivaranjani S (Nursery Educator)



The five senses are our link to the world around us. They let us experience a variety of things in our daily lives. From eating delicious cuisines, to smelling those calming fragrances, perceive the environment around and interacting with people, our senses enrich our lives with great pleasure. With an objective of introducing different sense organs of the human body, Sense Booth Day was organized for the tiny tots of Nursery. The children got an opportunity to have hands-on experience about the elementary purpose of each organ by making use of things in the different sense organ corners. They used different objects to see and look at things around them, so many varieties of elements to touch and feel, kids heard different sounds from instruments, they experienced the pleasant and unpleasant smell and last but not the least it was entertaining to watch children react when they experienced different tastes on their taste receptors. The objective of providing an interactive way of introducing the five sense organs to the children was effectively achieved through the special day



Let's Dive in...



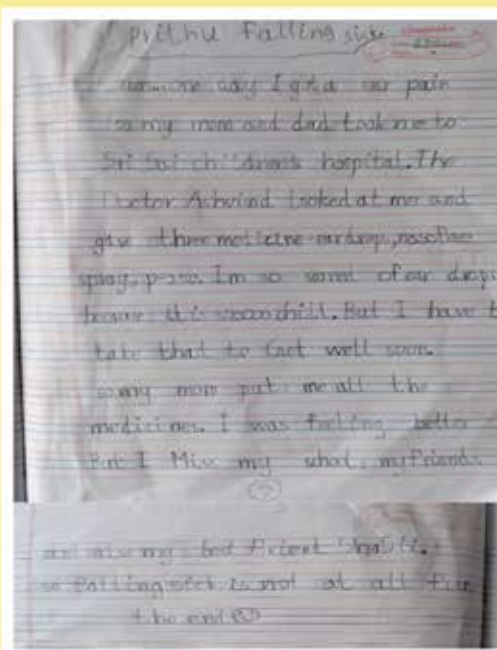

Ms. Devi S (Senior Kindergarten Educator)

The world under the ocean has always fascinated everyone. Aquatic animal facts help kids to learn a lot about the animals that live underwater. Our little scuba divers of Senior Kindergarten are exploring life in and around water this month. Children started creating an underwater scene using their imagination. They used pencils and crayons to give colors to their creativity.



Self Note from a Kindergartener

Prithviga Vignesh (Senior Kindergarten)



Pebble Painting

Ms. Ganga & Ms. Aparna (Grade 1 Science Educators)



The Grade 1 students extended their learning about Rocks by creating an art work on the pebbles. The children learnt about the different types of rocks, their properties, their uses and how they are extracted from the earth in the chapter 'The Earth's Surface'. Various activities like Scratch test, water absorption of rocks made the curious minds develop an interest in knowing their planet earth. As an extended fun to their understanding, the kids tried creating colours and designs to the plain pebbles and made a few unique art pieces.



Dream Catcher

Ms. Anam (Grade 3 English Educator)



“Dream big, it’s the first step to success, making goals come second.” ~ Invajy

The novel in English: The BFG revolves around dreams. We began this new chapter by collecting the dreams of the students in jars, and it was a pleasure to hear all their dreams. Dreams express imagination and creativity. The young thoughtful minds came up with a beautiful world of their own giving life to all their desires. Thus, in the world where myth and reality coexist, students of grade 3 made some beautiful "Dream catchers" to remember good times in their dreams.



Plugged into Revision

Tanisha K (Grade 6, MBIS)

As we are gearing up to appear for the Progression assessment II, we started our revision in full swing facilitated by our Educator. As a part of our revision, we played online puzzles to reinforce the concepts. We were divided into three equal groups with 3 members in each team. Each team was given a fair chance to kick the ball and the question will appear for the opponent team to answer. In this way we had fun filled reinforcement of the concepts.



Construction of a Simple Circuit

Ms. Bauviya S (Grade 6 Science Educator)

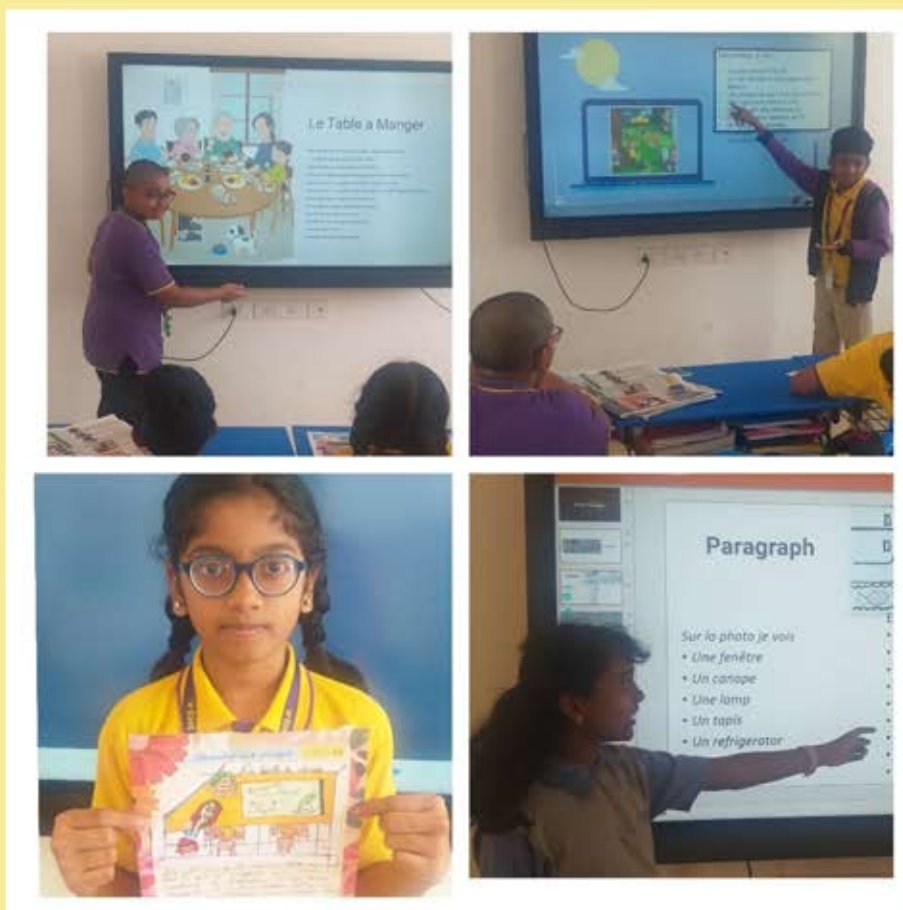
This week our grade 6 students learnt about electricity and circuits and as a class activity they constructed a simple circuit using the elements like bulb, wire, electric cell and safety pin as the switch. Through this activity they were able to understand the working of an electric torch light and the function of each elements in a simple electric circuit. When our students presented their projects to the class, it was wonderful to see their faces glow even brighter than the project's lightbulbs. Here are our proud little Edisons of Grade 6 Class.



Picture Paragraph Writing

Niranjan. H (Grade 6 MBIS)

This week during our French period, we presented our picture paragraphs which, we had started developing from about a week ago. Our objective was to make a paragraph for the picture we have selected using nouns and verbs that we had learnt from previous lessons and present it to our peers in the form of a ppt or chart work. We used our ingenuity to create our presentations. Everyone's PowerPoint had it's own unique style. All in all this activity was very fun.



Creative Thinking

Divya V.K. (Grade 11 CBSE)



Research has shown that all of us can make better use of our creative thinking through practice and training. We can become more imaginative, flexible and original in solving day-to-day problems creatively and effectively. Development of creative thinking is important for one's personal growth and fulfilment.

I did :

Sea Horse: Twigs, stones and seeds were collected from the garden. Stuck two sheets of paper on the cardboard. Drew a picture of sea horse on one sheet and filled it with broken twigs. Tree on a cleft: Arranged stones in a heap and inserted a small of a plant into it. (Outdoors) **Lobster:** Arranged the seed pods to form a lobster and glued it to the other sheet of paper.

My Experience:

I had lots of fun in creating this artwork. It was interesting to create something with only dried twigs and I never imagined doing that. I wasn't sure how it was going to turn out but it turned out really good.



Special Assembly on Indian Constitution Day

Ms. Bharathi Selvakumar (Math Educator, BHIS)

Constitution Day also known as 'Samvidhan Divas', is celebrated in our country on 26th November every year to commemorate the adoption of the Constitution of India. Our school has organised a special assembly on 28/11/2022 to celebrate the Constitution Day. It started with a school song. Iniya, Saathvika and Lakshith of grade 5 presented a thought, updated the gathering on the current affairs and recited a Thirukkural respectively. Nuvan of grade 9, dressed up as Dr. Ambedkar and delivered a speech about his achievements. Jiya gave an informative speech on "Constitutional day". This was followed by speech by Mrs. Sandhya, Social Science Educator. Later Our Beloved Principal, Ms. Asma Nainar addressed the students and teachers and spoke about the importance of rules and regulations. The assembly came to an end with the National Pledge.





Workshop on Happy Classroom



Ms. Usha Anand (English Educator, BHIS)

The session commenced at 10:30 p.m. It started with a word of prayer by Ms. Shahana. Ms. Sandhya briefed us about the objectives of the workshop (i.e.) to enable the faculty members to have self-awareness, to create interest to know the technique of handling a situation and to know about Emotional Intelligence. All teachers were asked to introduce themselves with the best practice for a happy classroom. Later Ms. Sandhya introduced the topic 'Happy Classroom' explaining how students suffer of mental illness due to harassment, abuse and corporal punishment, using the facts. Activity sheets were given to teachers to fill in order to know their Emotional strength. The three unique aspects that we got to learn were: STOPP, CARE, PLEASE in handling class in the most fruitful manner. Emotional Intelligence which includes: Social skills, Self-Regulation, Motivation, Empathy and Self Awareness developed by Daniel Goleman was very useful. We teachers learnt the need and importance of emotional intelligence. It ended with a group activity where teachers were asked to discuss and highlight the challenges faced in classroom and staffroom. It was indeed a great experience, learning something new.





Grade 2

Students explored and learnt about the artist Vincent Van Gogh. They reflected their learnings by recreating his 'Starry Night' Painting. Students attempted to create Van Gogh's Painting technique.



Grade 4

Students explored about the artist Joe Van and recreated 'Melting Landscape' art by demonstrating his styles and techniques.



Grade 5 & 6 CAIE

Students created artworks under the topic LIGHT by demonstrating Oil Pastel medium.



Ms. Shalini (Visual Arts Educator)